



ENERGIZE EMPOWER ENGAGE

GREENVILLE UTILITIES COMMISSION OF THE CITY OF GREENVILLE, NC

POPULAR ANNUAL FINANCIAL REPORT
YEAR ENDED JUNE 30, 2024

GREENVILLE UTILITIES IS AN ENTERPRISE FUND OF THE CITY OF GREENVILLE, NORTH CAROLINA

Greenville Utilities

This popular annual financial report was prepared by the Finance Department.

BOARD OF COMMISSIONERS

Peter Geiger, Chair
Lindsey Griffin, Chair-Elect
Ferrell L. Blount III, Secretary
Dr. Wanda D. Carr
Mark Garner
Dillon Godley
Tommy Stoughton
Michael Cowin

Anthony C. Cannon,
General Manager/CEO

Chris N. Padgett,
Assistant General Manager/CAO

Jeff McCauley, CPA,
Chief Financial Officer

FINANCE DEPARTMENT STAFF

Jonathan Britt, PE, Manager of Advanced Analytics
Tanya Brown, Accounting Technician II
Kim Coggins, CLGFO, CBEO, Business Analyst II
Meredith Dent, Accountant/Auditor III
Cleve Haddock, CLGPO, Procurement Manager
Jessica Hardy, Accountant/Auditor IV
Will James, Buyer I
Maria Johnson, Senior Financial Planning & Rates Analyst
Cynthia Langley, Accountant/Auditor IV
Heather Manning, Accountant/Auditor IV
Caitlyn McLawhorn, Accounting Technician II
Molly Ortiz, Senior Financial Planning & Rates Analyst
Kelly Powell, Accountant/Auditor I
Amanda Wall, CPA, Controller
Brandie Whitehurst, CAP, PACE, Administrative Assistant to the CFO
Michelle Yeager, Accountant/Auditor III

TABLE OF CONTENTS

1	GFOA Popular Annual Financial Report Award
2	A Message from the General Manager/CEO, Anthony C. Cannon
3	Organizational Chart
4	Profile of the Greenville Utilities Commission
5	Appointed Officials
6	Transmission Loop
7	LNG Plant Expansion
8-9	YEAR IN REVIEW: Major Awards
10-11	Ten Largest Customers
12-13	Financials
14-15	GUC's Net Position
16-17	Understanding Your Bill
18-19	Who We Serve

A Note About the Popular Annual Financial Report

Popular Annual Financial Reports (PAFR) are simplified, abbreviated versions of Annual Comprehensive Financial Reports (ACFR). ACFRs are very detailed and intended for experienced financial professionals and, thus, are not easily understood by the general public. This PAFR has been prepared with the general public in mind with highlights of the fiscal year contained in GUC's ACFR for the year ended June 30, 2024.

This report does not contain all of the detailed information contained in Greenville Utilities' FY2023-24 ACFR, including certain financial statements, schedules and disclosures that are normally included in a financial statement. To obtain the most current and past GUC ACFRs, please visit our website at: www.guc.com/about-us/financial-information. All information has been prepared using generally accepted accounting principles known as GAAP.

Greenville Utilities is dedicated to enhancing the quality of life for those we serve by safely providing reliable utility solutions at the lowest reasonable cost, with exceptional customer service in an environmentally responsible manner.

GFOA Popular Annual Financial Report Award

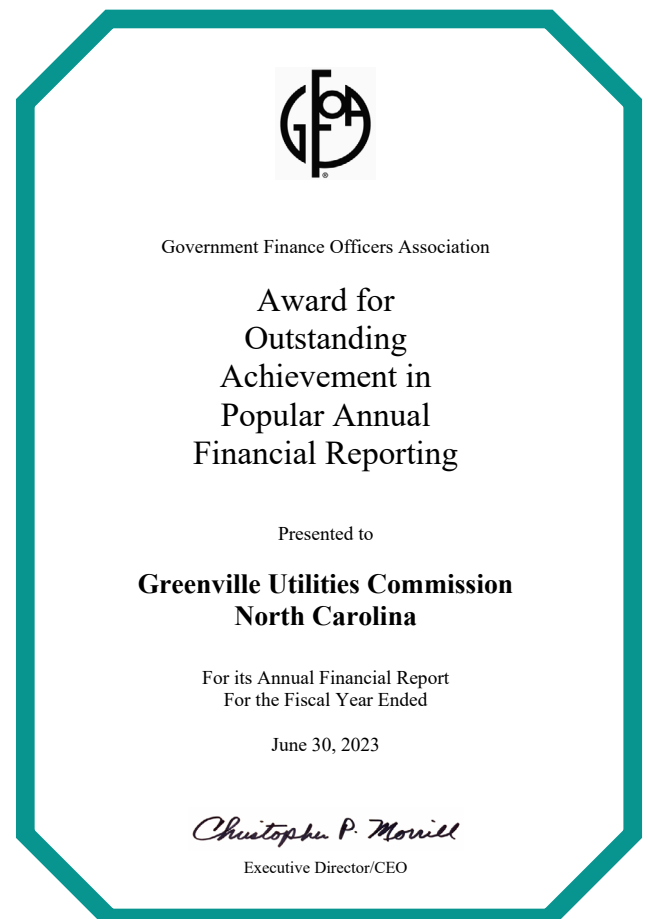
The Government Finance Officers Association of the United States and Canada (GFOA) presented the Utilities Commission with the Award for Outstanding Achievement in Popular Annual Financial Reporting for its Popular Annual Financial Report (PAFR) for FY 2023. This is the ninth consecutive year the Utilities Commission has won this award.

The GFOA established the PAFR Program in 1991 to encourage and assist state and local governments to extract information from their comprehensive annual financial report to produce high-quality popular annual financial reports specifically designed to be readily accessible and easily understandable to the general public and other interested parties without a background in public finance and then to recognize individual governments that are successful in achieving that goal.

The Utilities Commission's PAFR was evaluated by four independent judges in five categories:

- reader appeal
- understandability
- distribution methods
- creativity and notable achievements
- overall quality

Government Finance Officers Association (GFOA) advances excellence in government finance by providing best practices, professional development, resources and practical research for more than 20,500 members and the communities they serve.



A Message from the General Manager/CEO, Anthony C. Cannon

Greenville Utilities Commission (GUC) is pleased to present you with our Popular Annual Financial Report (PAFR) for the fiscal year ending June 30, 2024. The PAFR provides an overview of the Commission's financial condition and is designed to give readers a simplified, easy-to-read version of our FY 2023–24 Annual Comprehensive Financial Report.

GUC is proud to power our community by providing electric, water, sewer, and gas services. We energize homes, businesses, and neighborhoods with safe and reliable utilities that fuel daily life. Through our commitment to exceptional customer service, we empower our community to thrive and grow. By actively engaging with our community, we foster meaningful partnerships and drive progress toward a more environmentally responsible and prosperous future.

For over 115 years, our purpose has been clear. We are community minded and customer driven. Being part of the community we serve is a role we take seriously. Not only do utility revenues stay here to benefit our local customers, but GUC also provides programs and partnerships that provides a vital link with the community.

We hope you enjoy reading this report and that you have a better understanding of how GUC continues to safely power our future. Together, let us continue to energize, empower, and engage our communities, building a brighter and more sustainable future for generations to come.

Sincerely,



Anthony C. Cannon
General Manager/CEO





Greenville Utilities

ORGANIZATIONAL CHART



GUC Executive Management



Anthony C. Cannon
General Manager/CEO

Chris N. Padgett
Assistant General Manager/CAO

Jeff McCauley, CPA
Chief Financial Officer

Profile of the Greenville Utilities Commission

In 1903, Greenville was a town of just 2,565 governed by a Board of Aldermen. With an eye towards progress, on April 7, 1903, a \$65,000 bond referendum was passed to fund the creation of the water, sewer and electric systems. Two years later, on March 20, 1905, Greenville's new Water & Light Commission was established with about 72 electric and 30 water customers. The natural gas system was added in 1925.

The Commission is owned by the citizens of Greenville and is governed by an eight-member Board of Commissioners responsible for approving rates, development plans, the annual budget and for setting policy that is carried out by our General Manager/CEO. The City Manager for the City of Greenville serves as a full-voting member of the Board. Five other additional board members are nominated by the City Council and two are nominated by the Pitt County Board of Commissioners. All members are approved by the City Council. Board members serve three-year terms, with a maximum of two terms. The Commission meetings are held the third Thursday of each month, except in June when the meeting is on the second Thursday.

The Commission operates under a charter issued by the North Carolina General Assembly (the Commission Charter). In accordance with the provisions of the Commission Charter, the Commission annually transfers to the City of Greenville an amount equal to six percent of the difference between the electric and natural gas systems' net fixed assets and total bonded indebtedness, plus an amount equal to fifty percent of the Commission's retail cost of service for the City of Greenville's public lighting. The annual transfer amount represents approximately eight percent of the City's total annual General Fund budget and provides a secondary benefit to the citizens of Greenville, in addition to the direct benefit of utility services.





Appointed Officials



Peter Geiger
Chair



Lindsey Griffin
Chair-Elect




Ferrell Blount III
Secretary



Michael Cowin
City Manager



Dr. Wanda D. Carr
Board Member



Mark Garner
Board Member

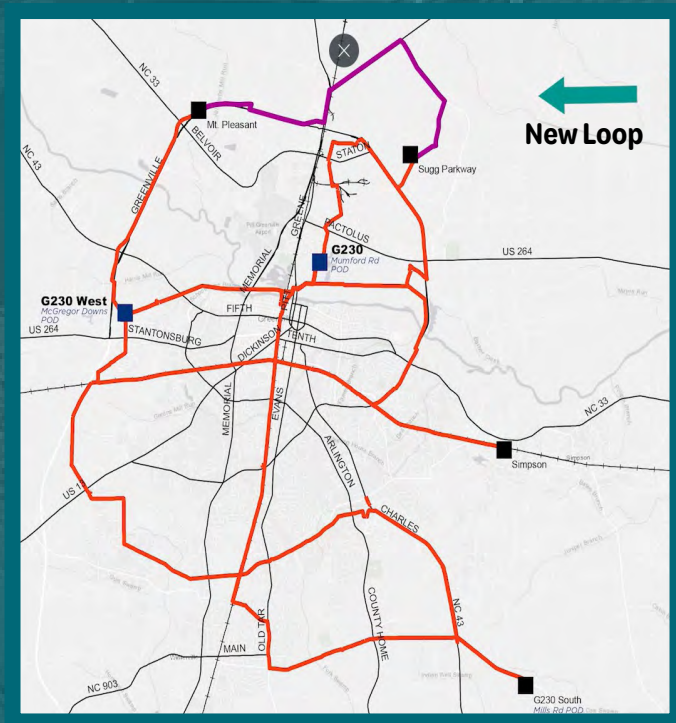


Dillon Godley
Board Member



Tommy Stoughton
Board Member

TRANSMISSION LOOP



The Commission now has three 230 kV point of delivery (POD) substations that supply power to all of the distribution substations on the system. If a transmission line is damaged and the flow of power to one of the distribution substations is lost, power can be re-routed from the other POD substations through the transmission loop. This enables our customers to continue to receive power until the problem is resolved. Construction continues on the 115 kV transmission line for POD #3 to Simpson substation which will complete the transmission loop, making each substation along the loop more reliable. This transmission line will also feed the new Hudson's Crossroads Substation that will support future growth anticipated from the southeast sewer system expansion and will also provide redundancy and load support to the existing Simpson and Hollywood Substations.

LNG PLANT EXPANSION

Expansion has begun on the Liquefied Natural Gas (LNG) Plant. This facility is where natural gas is stored in a liquid state for use during times of high demand. This project will be completed in three phases. This first phase will include two 70,000-gallon cryogenic storage tanks and spill containment. The expansion will allow the Commission to reduce its reliance on trucked LNG during peak period demands. The long-term expansion plans call for a total of six tanks, which will double our current capacity.

YEAR IN REVIEW: Major Awards

Greenville Utilities Commission was recognized by these reputable organizations:



Government Finance Officers Association awarded the Finance Department:

- **Certificate of Achievement for Excellence in Financial Reporting** for its annual financial report for the fiscal year ended June 30, 2023. This was the 15th consecutive year the Commission has received this prestigious award. In order to be awarded a Certificate of Achievement, a government must publish an easily readable and efficiently organized comprehensive annual financial report. This report must satisfy both generally accepted accounting principles and applicable legal requirements. A Certificate of Achievement is valid for a period of one year only. We believe that our current annual comprehensive financial report continues to meet the Certificate of Achievement Program's requirements, and we are submitting it to the GFOA to determine its eligibility for another certificate.
- **Outstanding Achievement in Popular Annual Financial Reporting Award** for the fiscal year ended June 30, 2023 Popular Annual Financial Report.
- **Distinguished Budget Presentation Award** for the FY2023–24 Budget. In order to receive this award, a governmental unit must publish a budget document that meets program criteria as a policy document, an operations guide, a financial plan, and a communications device. This is the 8th consecutive year the Commission has won this award.



Carolinas Association of Governmental Purchasing awarded the Finance Department:

- **Sustained Professional Purchasing Award** for the 13th consecutive year for demonstrating excellence in purchasing standards during the calendar year. The Utilities Commission is one of 15 member agencies in North and South Carolina to receive the award for fiscal year 2023.



North Carolina Division of Water Resources awarded the Water Treatment Plant:

- **North Carolina Area Wide Optimization Program Award** for the eighth year in a row, the Water Treatment Plant (WTP) received the prestigious North Carolina Area Wide Optimization Award. The NC Division of Water Resources has included the Utilities Commission among the 72 out of 157 water treatment plants in the State honored for surpassing federal and state drinking water standards. The award recognition is a state effort to enhance the performance of existing surface water treatment facilities.



American Public Power Association (APPA) awarded:

- **North Carolina City and County Communicator (NC3C) Excellence in Communications Award** was awarded for the first time to the Commission's Public Information Office. The Commission was selected as a winner in the Public Service Announcement category with a video on "Rising Natural Gas Prices." Awards recognize great local government communicators and foster achievement among members showcasing top-level work.
- **Reliable Public Power Provider (RP3) Diamond Designation** was awarded to the Electric Department for providing customers with the highest degree of safe and reliable electric service in 2024. Public power utilities must demonstrate proficiency in reliability, safety, workforce development, and system improvement. This is the APPA's highest award and the designation is good for three years.
- **Smart Energy Provider (SEP)** designation was awarded in 2024 for demonstrating commitment to and proficiency in energy efficiency, distributed generation, and environmental initiatives that support a goal of providing low-cost, quality, safe, and reliable electric service. The SEP designation, which lasts for three years, recognizes public power utilities for demonstrating leading practices in four key disciplines: smart energy program structure, energy efficiency and distributed energy programs, environmental and sustainability initiatives, and the customer experience. In total, roughly 100 public power utilities nationwide hold the SEP designation.



Electricities of North Carolina - The Commission received recognition from Electricities of North Carolina for outstanding performance in supporting the mission of delivering excellent customer service and adding value to the Greenville region. The five awards of excellence included Future-Focused, Strengthen Public Power, Provide Superior Power, Customer-Centered Innovation, and People. This is the eighteenth year in a row that GUC has won Awards of Excellence.



- **Water Environment Federation (WEF) Operators Challenge.** The Wastewater Treatment Plant (WWTP) "Smooth Operators" team competed at the 22nd annual Operations Challenge and came in second for the Division 1 Collections Event. The team was also recognized for progressing to the top Division faster than any team in Operations Challenge history, making it from Division 3 to Division 1 in just three years. These events are designed to test the diverse skills required for the operation and maintenance of wastewater facilities, collection systems, and laboratories.

Ten Largest Customers

Current Year and Nine Years Ago

ELECTRIC FUND		Fiscal Year 2024		Fiscal Year 2015	
CUSTOMER	PRODUCT/SERVICE	AMOUNT BILLED	% OF TOTAL REVENUE	AMOUNT BILLED	% OF TOTAL REVENUE
Avient Protective Materials ¹	High Performance Fibers	\$ 5,207,669	2.97%	\$ 4,612,553	2.37%
Thermo Fisher Scientific ²	Pharmaceuticals	4,846,146	2.76%	6,974,935	3.58%
ECU Health ³	Health Care	4,384,379	2.50%	5,372,362	2.76%
East Carolina University	Education	3,512,919	2.00%	3,435,666	1.77%
Attends Healthcare Products	Medical Products	2,917,545	1.66%	3,573,895	1.84%
East Carolina University	Education	2,888,216	1.65%	3,349,209	1.72%
East Carolina University	Education	2,606,058	1.49%	3,307,777	1.70%
ECU Health ³	Health Care	2,129,688	1.21%	1,700,575	0.87%
City of Greenville	Government	2,067,745	1.18%		
Catalent Greenville, Inc.	Pharmaceuticals	1,478,904	0.84%		
Hyster Yale Group ⁴	Fork Lift Trucks			1,322,341	0.68%
DENSO Manufacturing ⁵	Motors			1,869,759	0.96%
TOTALS		\$ 32,039,269	18.26%	\$ 35,519,072	18.25%

WATER FUND		Fiscal Year 2024		Fiscal Year 2015	
CUSTOMER	PRODUCT/SERVICE	AMOUNT BILLED	% OF TOTAL REVENUE	AMOUNT BILLED	% OF TOTAL REVENUE
Thermo Fisher Scientific ²	Pharmaceuticals	\$ 1,164,946	4.47%	\$ 652,346	3.90%
Town of Farmville	Government	1,066,605	4.09%	667,368	3.99%
Town of Winterville	Government	407,541	1.56%	286,664	1.72%
Avient Protective Materials ¹	High Performance Fibers	305,634	1.17%	132,199	0.79%
ECU Health ³	Health Care	261,984	1.01%	256,383	1.53%
Stokes Regional Water Corporation	Water Utility	210,508	0.81%	70,698	0.42%
Fuji Silysia Chemical USA, LTD	Silica Gel	190,644	0.73%	78,806	0.47%
ECU Health ³	Health Care	190,523	0.73%	82,942	0.50%
ECU Health ³	Health Care	127,045	0.49%	66,810	0.40%
Greenville Uptown PropCo, LLC	Apartments	102,646	0.39%		
Avient Protective Materials ¹	High Performance Fibers			73,989	0.44%
TOTALS		\$ 4,028,076	15.45%	\$ 2,368,205	14.16%

¹Formerly DSM Dyneema, LLC

²Formerly DSM Pharmaceuticals, Inc.

³Formerly Vidant Medical Center

⁴Formerly NACCO Materials Handling

⁵Formerly ASMO of Greenville

**SEWER FUND**

CUSTOMER	PRODUCT/SERVICE	Fiscal Year 2024		Fiscal Year 2015	
		AMOUNT BILLED	% OF TOTAL REVENUE	AMOUNT BILLED	% OF TOTAL REVENUE
Thermo Fisher Scientific ²	Pharmaceuticals	\$ 839,049	3.44%	\$ 831,087	4.41%
Avient Protective Materials ¹	High Performance Fibers	736,057	3.02%	306,308	1.63%
ECU Health ³	Health Care	356,972	1.46%	454,525	2.41%
Fuji Silysia Chemical USA, LTD	Silica Gel	273,004	1.12%	146,574	0.78%
ECU Health ³	Health Care	259,569	1.06%	142,598	0.76%
ECU Health ³	Health Care	174,144	0.71%	118,236	0.63%
Greenville Uptown PropCo, LLC	Apartments	139,207	0.57%		
Attends Healthcare Products	Medical Products	135,106	0.55%	66,525	0.35%
East Carolina Univeristy	Education	119,288	0.49%	87,955	0.47%
Catalent Greenville, Inc.	Pharmaceuticals	118,822	0.49%	64,640	0.34%
Town of Bethel	Government			640,832	3.40%
TOTALS		\$ 3,151,219	12.91%	\$ 2,859,280	15.18%

GAS FUND

CUSTOMER	PRODUCT/SERVICE	Fiscal Year 2024		Fiscal Year 2015	
		AMOUNT BILLED	% OF TOTAL REVENUE	AMOUNT BILLED	% OF TOTAL REVENUE
East Carolina University	Education	\$ 2,228,864	5.57%	\$ 2,660,132	7.30%
Thermo Fisher Scientific ²	Pharmaceuticals	2,155,838	5.39%	3,204,985	8.80%
ECU Health ³	Health Care	2,050,350	5.13%	1,864,100	5.12%
Avient Protective Materials ¹	High Performance Fibers	1,449,024	3.62%	1,060,935	2.91%
Thermo Fisher Scientific ²	Pharmaceuticals	1,444,121	3.61%		
Catalent Greenville, Inc.	Pharmaceuticals	1,034,263	2.59%		
ECU Health ³	Health Care	956,712	2.39%	672,053	1.85%
East Carolina University	Education	886,049	2.21%	844,917	2.32%
Metallix Inc.	Precious Metals Refining	675,996	1.69%		
Hyster Yale Group ⁴	Fork Lift Trucks	646,992	1.62%	601,545	1.65%
Avient Protective Materials ¹	High Performance Fibers			667,846	1.83%
S.T. Wooten Construction Corp.	Asphalt			593,804	1.63%
Metrics, Inc.	Pharm. Manufacturing			486,508	1.34%
TOTALS		\$ 13,528,210	33.82%	\$ 12,656,825	34.75%

¹Formerly DSM Dyneema, LLC²Formerly DSM Pharmaceuticals, Inc.³Formerly Vidant Medical Center⁴Formerly NACCO Materials Handling⁵Formerly ASMO of Greenville

Financials

The Commission provides electric, water, wastewater, and natural gas utility service to the City of Greenville and approximately 75% of Pitt County. Each fund is managed independently and provides a rate structure that allows each fund to be financially self-supporting.



The Electric fund, the largest fund among Greenville Utilities four funds, generated revenues in excess of \$179 million dollars in fiscal year 2024. The fund provides electricity to more than 74,000 customer connections traveling across 3,291 miles of lines and distributed through 25 substations.



The Water fund provides clean drinking water to more than 39,000 customers through a distribution system of approximately 728 miles. The Tar River is the primary source of fresh water providing approximately 97% of the fresh water needed with additional water provided by deep wells. The utility operates one water treatment facility that can treat 32 million gallons per day. The Water Fund, the smallest of GUC’s funds, generated revenues in excess of \$26 million during the year.

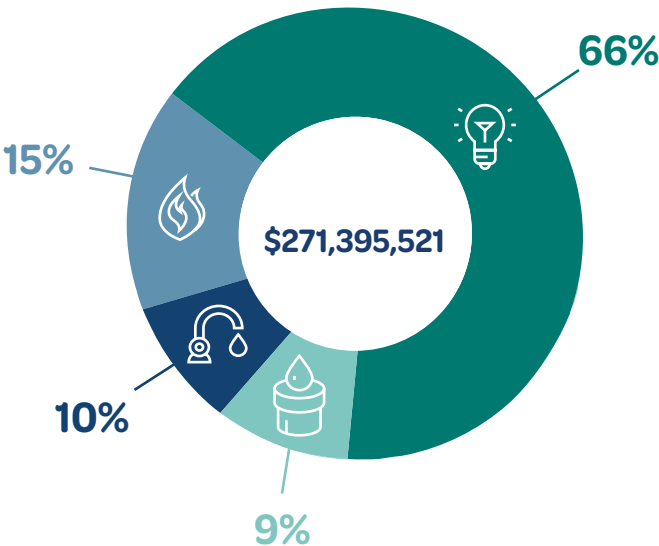


The Sewer fund generated revenues during the year in excess of \$24 million dollars while providing service to more than 33,100 customers over 537 miles of collection lines and mains. The Wastewater Treatment plant is rated to biologically treat a 30-day average of 17.5 million gallons per day.

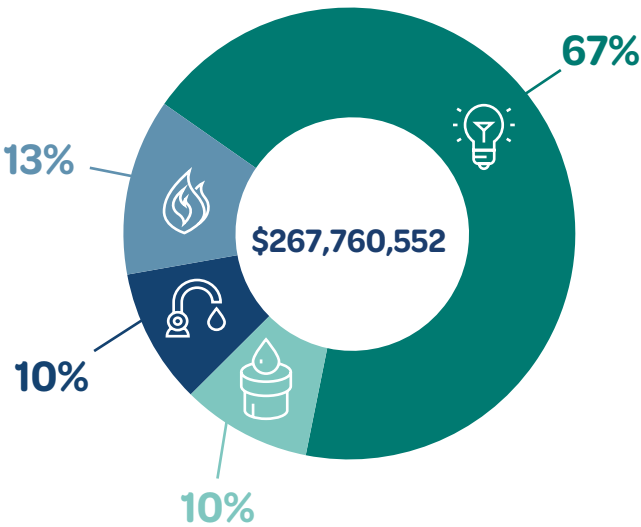


The Gas fund, the second largest fund measured by revenue size, provided service to over 24,795 customers during the year over more than 1,260 miles of lines. The fund generated more than \$40 million in revenues. The fund operates a liquefied natural gas storage facility to provide additional capacity for serving customers during periods of very cold weather.

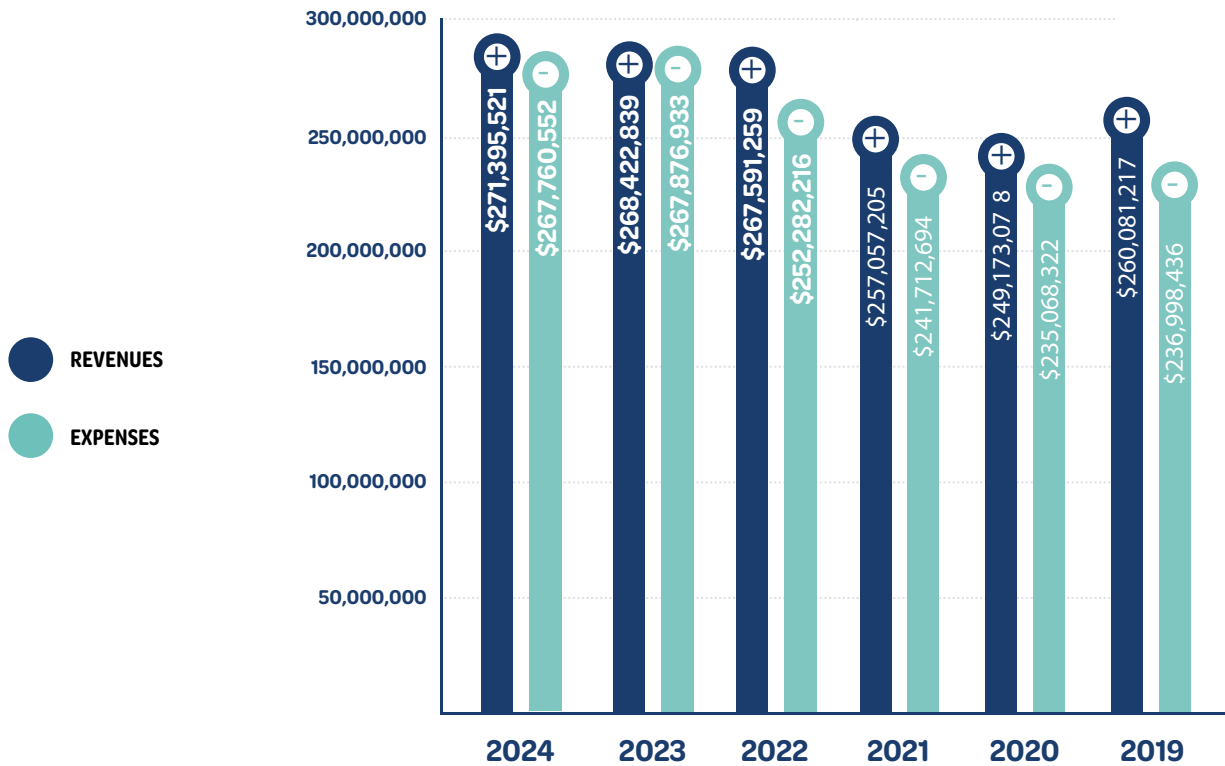
2024 Total Revenues



2024 Total Expenses



Total Operating Revenues Vs. Total Operating Expenses



The primary component of lower revenues and expenses is due to the re-structuring of the electric power supply agreement. The Commission is a member of a group of 32 cities with electric utilities that collectively control generating assets in power plants owned by Duke Energy Progress. During 2015, the group of cities, known as NCEMPA, sold the rights to the generating assets to Duke Energy and entered into a new wholesale power agreement which resulted in lower costs for purchased electricity. The Commission reduced its retail electric power rates by approximately 11% and the corresponding purchase power commodity costs, the largest single expense of more than \$150 million in the previous year, was reduced.

As part of the 2015 power agreement the Commission was able to lower retail electric rates, increase the margins between the cost of electricity purchased and the amount charged for that same electricity, reduce the cost of purchasing electricity for resale and establish a rate stabilization fund to provide a level of protection for rate payers from future rate increases. The rate stabilization fund will accumulate dollars from current year's earnings and use those dollars to support revenues in future years if electric rates rise higher than expected. This will allow a portion of any future rate increases to be absorbed by the Commission and not passed onto customers.

Credit Ratings

Excellent credit ratings provide an assessment of an organization's credit worthiness, make it easier to find financing, and result in lower interest rates. The Commission's ratings reflect a stable service area anchored by institutional presence, independent rate setting authority and regular rate increases that help drive sound financial operations, and moderate system leverage.

MOODY'S

Aa1

(with a stable outlook)

FitchRatings

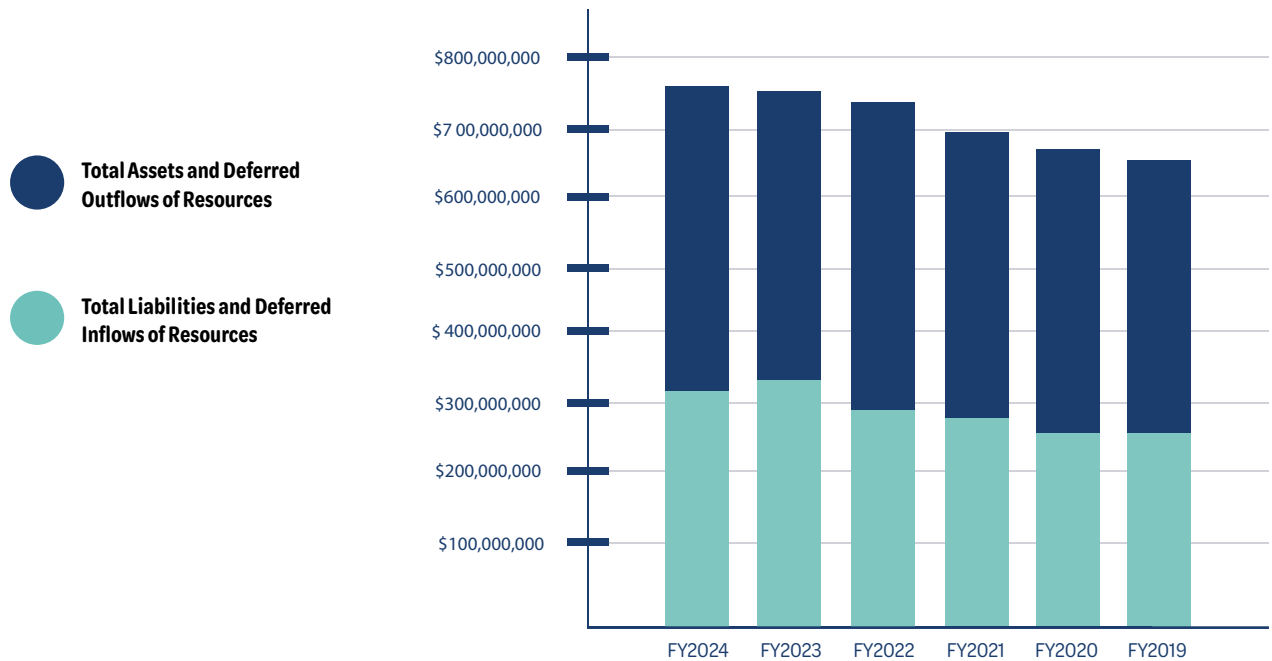
AA-

(with a stable outlook)



GUC's Net Position

GUC ended the 2024 fiscal year in stable financial condition. Revenues exceeded expenses and total net position was \$452,020,719. The primary sources of revenues are rates and charges billed to customers for electric, water, wastewater and natural gas utility services. The total rates and charges for the year were \$270,690,902, compared to last year's total of \$267,730,316. Operating expenses for the year totaled \$267,760,552 compared to \$267,876,933 for the previous year.



NET POSITION	FY2024	FY2023	FY2022	FY2021	FY2020	FY2019
Total Assets and Deferred Outflows of Resources	\$ 763,445,357	\$ 762,427,058	\$ 732,718,660	\$ 696,299,677	\$ 672,166,263	\$ 657,809,058
Total Liabilities and Deferred Inflows of Resources	\$ 311,424,638	\$ 319,046,413	\$ 291,187,380	\$ 278,772,833	\$ 263,235,050	\$ 263,352,992
TOTAL NET POSITION	\$ 452,020,719	\$ 443,380,645	\$ 441,531,280	\$ 417,526,844	\$ 408,931,213	\$ 394,456,066

UNDERSTANDING YOUR BILL

Account Identification



Greenville Utilities
PO Box 1847
Greenville, NC 27835-1847

252.752.7166

www.guc.com

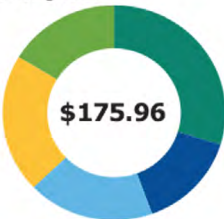
Account Information

Account Number: 1234567890
Account Name: SAMPLE A SAMPLE
Service Address: 1234 MAIN ST
Bill Date: 06/30/24

My Current Charge Breakdown

For an explanation of your bill charges visit guc.com.

- Electric Charges
- Gas Charges
- Sewer Charges
- Water Charges
- City Charges



My Usage Snapshot

Service	This Month	Last Year
Electric	297 KWH	
Gas	19 CCF	
Sewer	4 KGAL	
Water	4 KGAL	

NEW Monthly Charge Breakdown & Usage Comparison
Quick reference for how your charges break down and compare to the same time last year.

Total Amount Due

1 of 3
Total Amount Due by 06/30/24
\$175.96

Thank you, we received your payment of \$172.94 on 05/29/24

Account Summary

Previous Balance: \$172.94
Payments Received - Thank you!: -\$172.94
Balance Forward: \$0.00

Current Charges & Adjustments See back for charge details

- Electric Charges: \$52.39
- Gas Charges: \$36.68
- Sewer Charges: \$32.35
- Water Charges: \$25.84
- City Charges: \$28.70

Total Current Charges: \$175.96

Total Amount Due: \$175.96

Did You Know?

As a community-owned, not-for-profit utility, our priorities are different from investor-owned utilities. We invest money in our systems and our community instead of paying shareholders. We are locally controlled with a focus on safety, low rates, high reliability, and excellent customer service in an environmentally-responsible manner.

Please include the bottom portion of your statement if paying by mail or bring it with you when paying in person.

Bill Issue Date: 06/30/24



Greenville Utilities
PO Box 1847
Greenville, NC
27835-1847



Account Number: 1234567890
Current Charges: \$175.96
Due Date: 06/30/24

Total Amount Due: \$175.96

AMOUNT ENCLOSED

0545200000 0000017596 05452000000



0110652-GUC3110161-GU...1GRP-000001
SAMPLE A SAMPLE
1234 MAIN ST
GREENVILLE NC 27834-4650

SEND REMITTANCE TO:



GREENVILLE UTILITIES COMMISSION
PO BOX 1847
GREENVILLE, NC 27835-1847

Payment Stub

Your GUC bill includes a helpful account summary, current charge breakdown, and usage comparison. The layout has easy-to-read billing details so you are able to review your usage and charges.

Service Type	Meter No.	Usage Period	Current Read	Previous Read	Multiplier	Usage	Uom
Electric	E100000	05/15/24-06/15/24	97230	96933	1	297	KWH
Gas	G22777	05/15/24-06/15/24	514	495	1	19	CCF
Water	W107998	05/15/24-06/15/24	35	30	1	5	CCFW

Important Messages

To avoid a 1% late fee, please pay the current charges by due date.

Phone Numbers

Account and Billing Questions
(252) 752-7166

Energy Conservation
(252) 551-1521

Beat-the-Peak
(252) 551-1583

City Fee Questions
Refuse (252) 329-4522
Stormwater (252) 329-4526

Power Outages, Emergencies
1-855-767-2482

Drinking Water Questions
(252) 551-1562



My Electric Bill Details

Base Facilities Charge	\$21.00
Energy Charge 297 kWh	\$27.96
NC Electric Sales Tax	\$3.43
Total Electric Charges	\$52.39



My Gas Bill Details

Base Facilities Charge	\$13.00
Commodity Charge 19 CCF	\$21.28
NC Gas Sales Tax	\$2.40
Total Gas Charges	\$36.68



My Sewer Bill Details

Base Facilities Charge	\$11.70
Sewer Volume Charge 3.50 kgal	\$20.65
Total Sewer Charges	\$32.35



My Water Bill Details

Base Facilities Charge	\$8.00
Water Volume Charge 3.74 kgal	\$17.84
Total Water Charges	\$25.84



City of Greenville

City of Greenville Charges are detailed on included page	\$28.70
--	---------

NEW Individual Charge Breakdown

An in-depth look at how this month's charges break down by services received.

Payment Options

Ways to Pay

We accept the following credit cards:



Mail



GUC
PO Box 1847
Greenville NC
27835-1847
Return bottom portion of bill with check or money order payable to GUC.

Automatic Draft



Set it and forget it!
Your bill is automatically drafted from your bank account (no fee) or credit card (fee applies) each month on the due date. To enroll, visit guc.com.

Phone



Call 1-844-507-3636
Available 24/7
Pay by check (no fee) or credit/debit card (fee applies). All major credit cards accepted.

Online or eBill



Online Account Manager
Pay electronically via secure link in the email, text or through the My Account Portal.
Pay by check (no fee) or credit/debit card (fee applies). To enroll, visit guc.com.

GUC Express



Inside or Drive-Thru
501 SE Greenville Blvd
8:00am-5:00pm
Pay by cash, check, & money order.
Night Drop for after hours payment located next to Drive-Thru window.

In Person



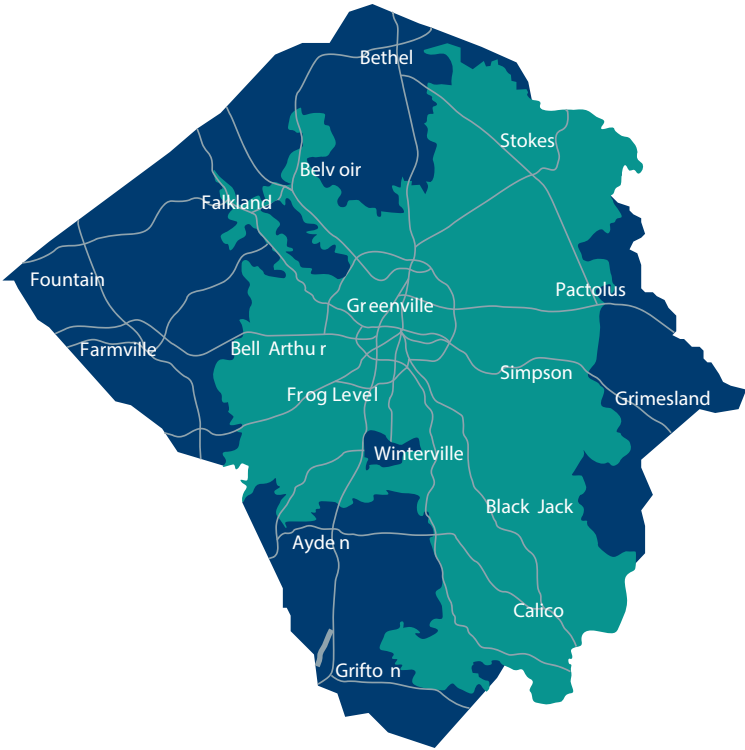
Inside or Drive-Thru
401 South Greene St
8:00am-5:00pm
Pay by cash, check & money order.
Night Drop for after hours payment located on Washington St. side of the building.

WHO WE SERVE:



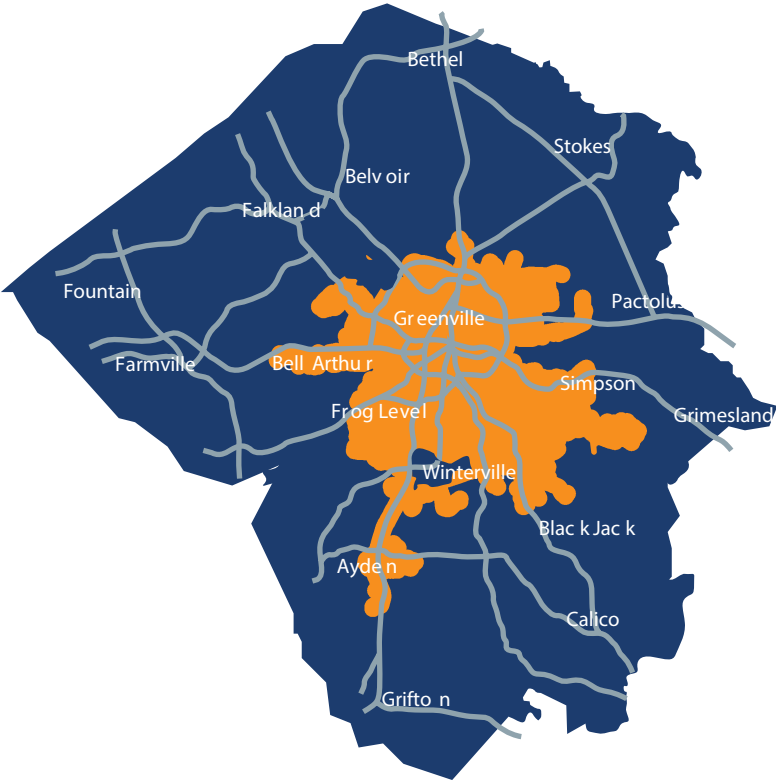
ELECTRIC

- PITT COUNTY**
- ELECTRIC SERVICE AREA**
- ROADS/HIGHWAYS**



NATURAL GAS

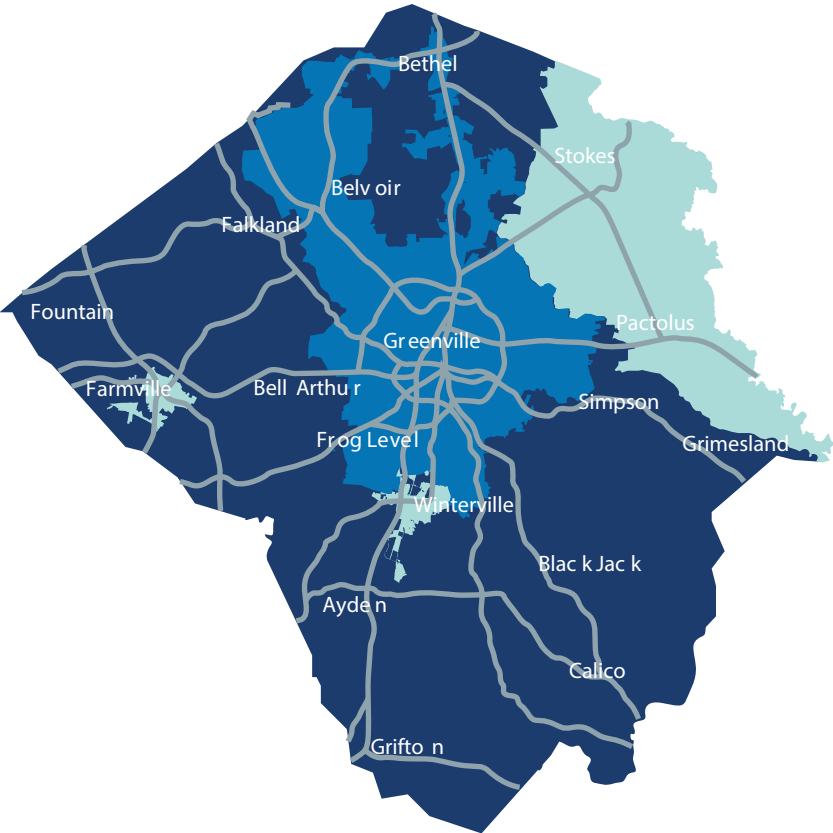
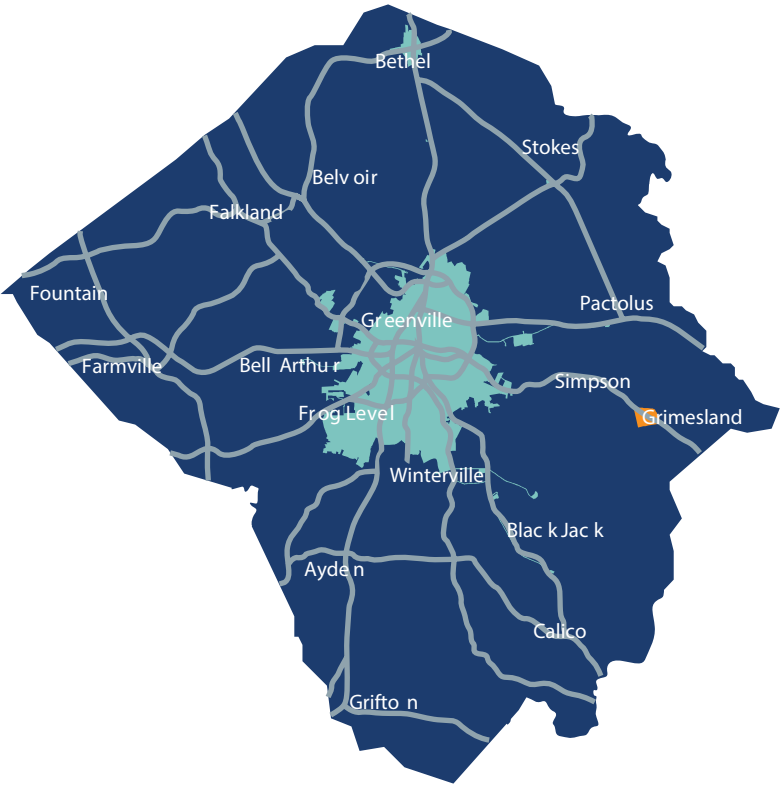
- PITT COUNTY**
- NATURAL GAS SERVICE AREA**
- ROADS/HIGHWAYS**





WASTEWATER

- PITT COUNTY
- WASTEWATER SERVICE AREA
- WHOLESALE WASTEWATER SERVICE AREAS
- ROADS/HIGHWAYS



WATER

- PITT COUNTY
- WATER SERVICE AREA
- WHOLESALE WATER SERVICE AREAS
- ROADS/HIGHWAYS



Office of the General Manager/CEO

Greenville Utilities
Post Office Box 1847
Greenville, North Carolina 27835
(252) 551-1500

Office of the Chief Financial Officer

Greenville Utilities
Post Office Box 1847
Greenville, North Carolina 27835
(252) 329-2164

Printed on recycled paper.

