
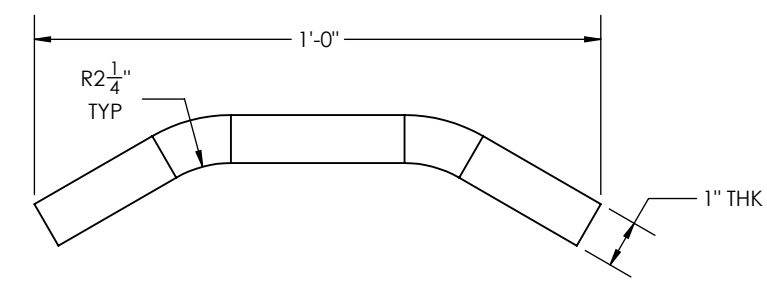
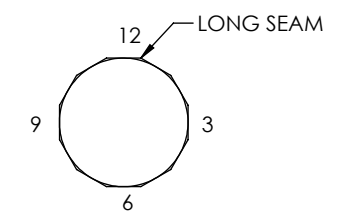
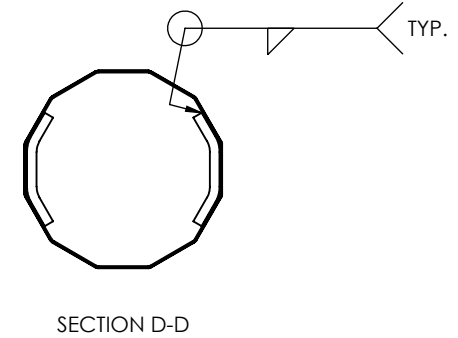


ITEM NO.	10571-SECD02	DESCRIPTION	MATERIAL	QTY.
1	10571-SECD01	SECTION POLE 21.9" X 21.9" X 0.19" X 25'-0"	A572 GR.65	1
2	10571-SECA001	SECTION, POLE, 21.90"X20.55"X0.1875"X7'-3"	A572 GR.65	1

APPROVED



DRIVING EARS DETAIL

TOTAL WEIGHT: 1,620 lbs
INCLUDING 6% WEIGHT OF GALVANIZED

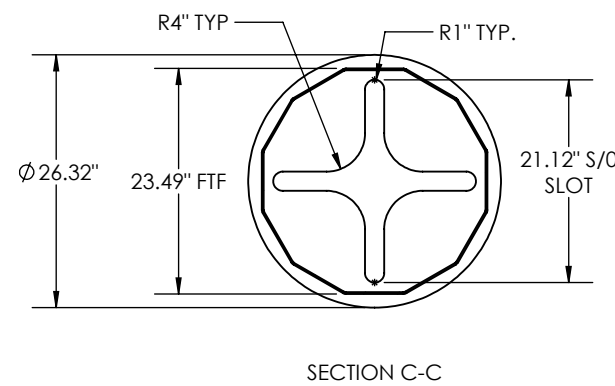
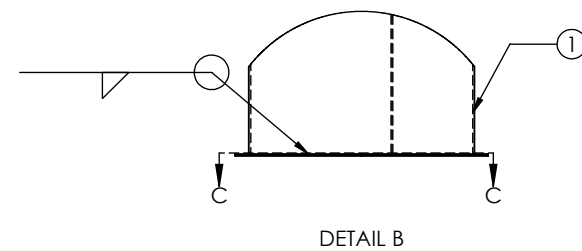
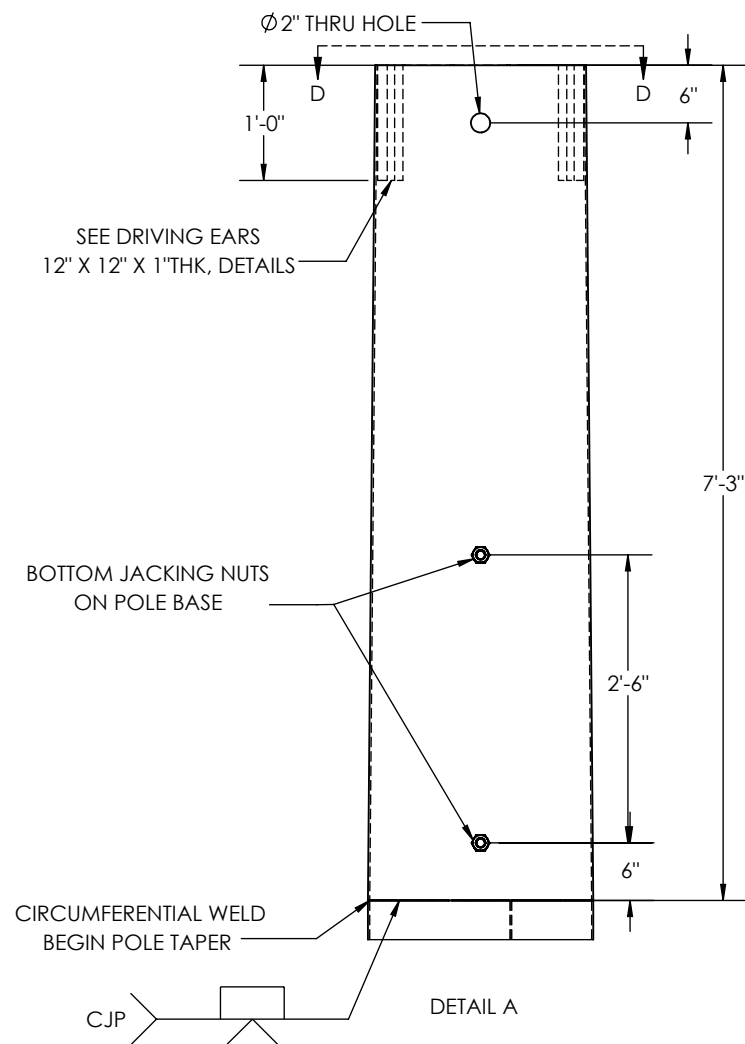
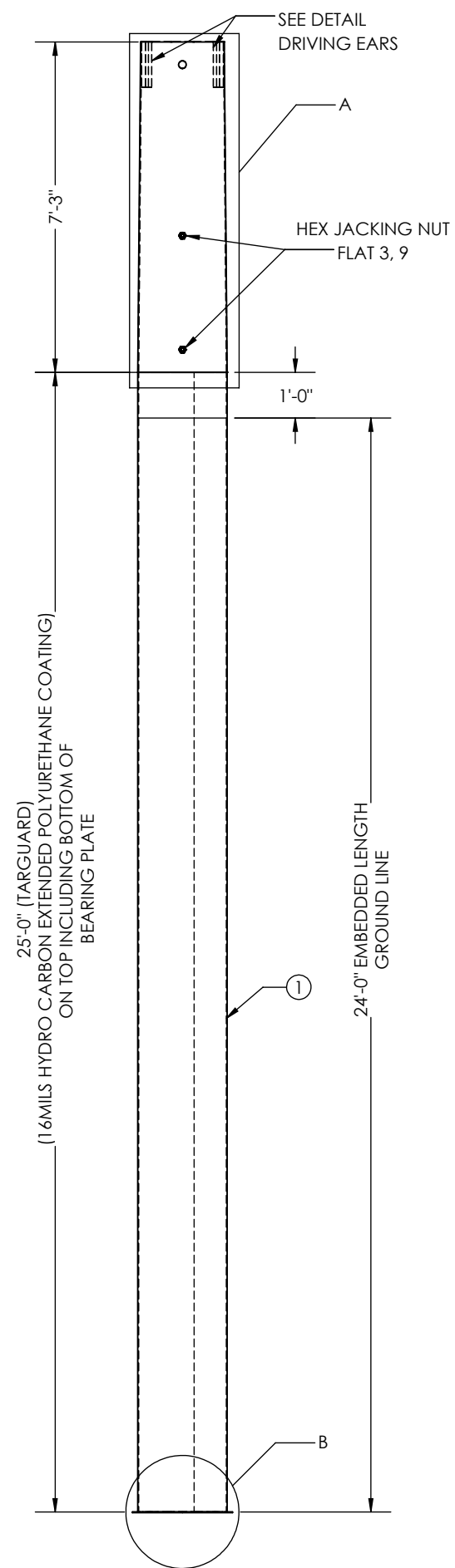
GUC
H4-70'
STR#: X
MM/YYYY
WEIGHT: XXXX
CHM# 22-10571
UGM : 390.85 FT-K

ID TAG DETAIL
3/8" ENGRAVED
X=105,106,107,163,

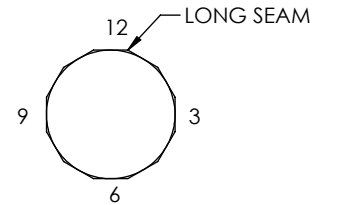
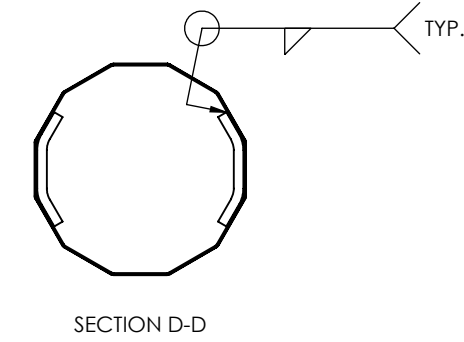
- GENERAL NOTES:
1. SHAFT DIMENSIONS ARE 12 SIDED MEASURED FLAT TO FLAT.
 2. ALL FULL PENETRATION WELDS TO BE U.T. INSPECTED.
 3. WELDING CODE AWS D1.1.
 4. PLASTIC PLUGS INSTALLED IN ALL TAPPED HOLES & NUTS.

QTY: 4


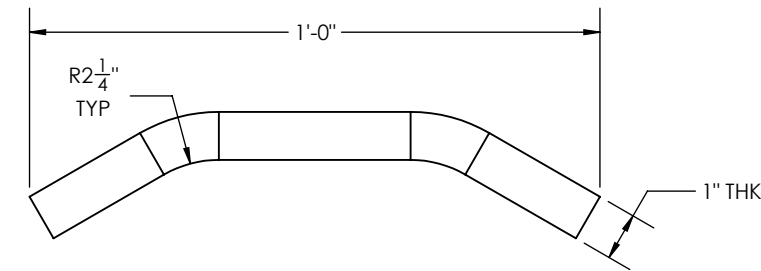
<p>700 E. MCCLEROY, SUITE A SAGINAW, TEXAS 76179 682.286.0046 PH 682.286.0086 FX CHMINDUSTRIES.COM</p>	<p>DIMENSIONS ARE IN INCHES UNLESS OTHERWISE SPECIFIED</p> <p>TOLERANCES UNLESS OTHERWISE SPECIFIED</p> <p>GENERAL TOLERANCE: ±1/16 ANGULAR: ±0.5°</p>	<p>SPECIFICATIONS</p> <p>MATERIAL: -</p>	<p>BY</p> <p>CREATED: SR</p>	<p>DATE</p> <p>06/18/2022</p>	<p>JOB NO.</p> <p>22-10571</p>	<p>PART NO.</p> <p>10571-2500</p>	<p>DWG NO.</p> <p>22-10571-2500-H4-70</p>	<p>REV.</p> <p>-</p>	
		<p>FINISH:</p> <p>GALVANIZED</p>	<p>CHK'D:</p> <p>-</p>	<p>LAST REV.:</p> <p>-</p>	<p>GREENVILLE UTILITES COMMISSION</p>				
		<p>SCALE:</p> <p>NTS B</p>	<p>THIRD ANGLE PROJECTION</p>			<p>H4-70'</p>			
		<p>DO NOT SCALE DRAWING</p>							



ITEM NO.	PART NUMBER	DESCRIPTION	MATERIAL	QTY.
1	10571-SECD02	SECTION POLE 23.49" X 23.49" X 0.19" X 25'-0"	A572 GR.65	1
2	10571-SECA002	SECTION, POLE, 23.49"X21.97"X0.1875"X7'-3"	A572 GR.65	1



ORIENTATION DETAIL
TOP VIEW



DRIVING EARS DETAIL

APPROVED

TOTAL WEIGHT: 1,734 lbs
INCLUDING 6% WEIGHT OF GALVANIZED

GUC
H5-70'
STR#: X
MM/YYYY
WEIGHT: XXXX
CHM# 22-10571
UGM : 443.20 FT-K

ID TAG DETAIL
3/8" ENGRAVED
X=108,109.

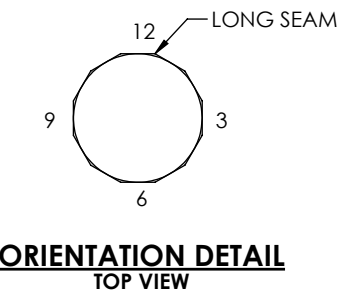
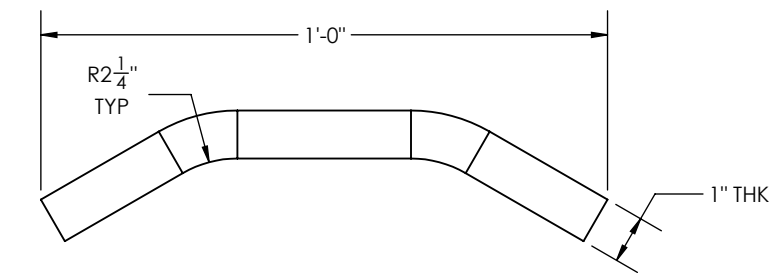
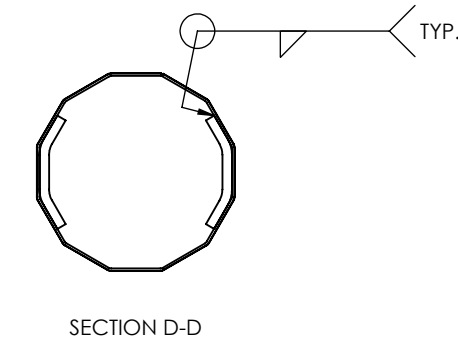
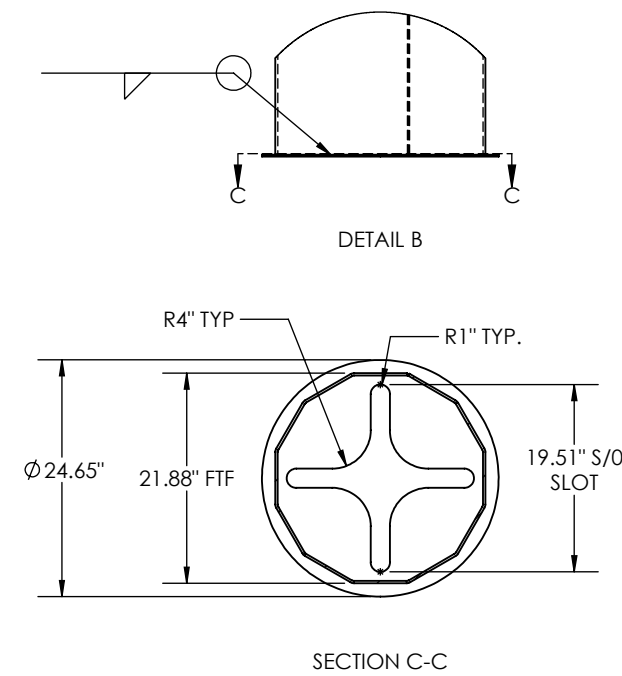
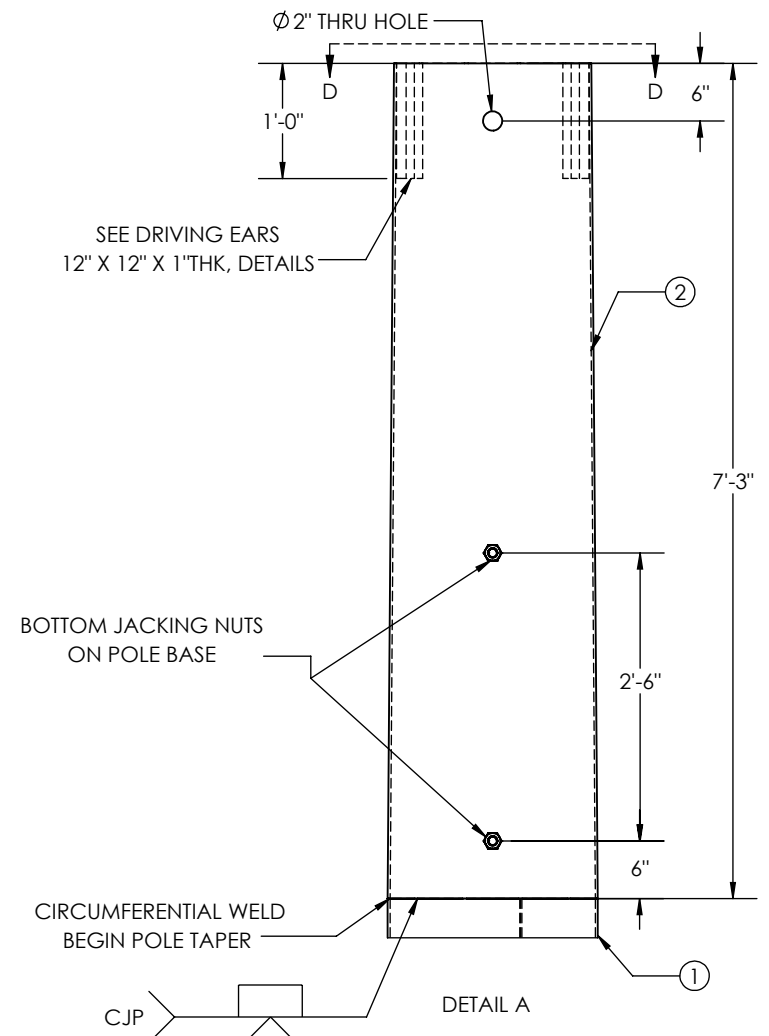
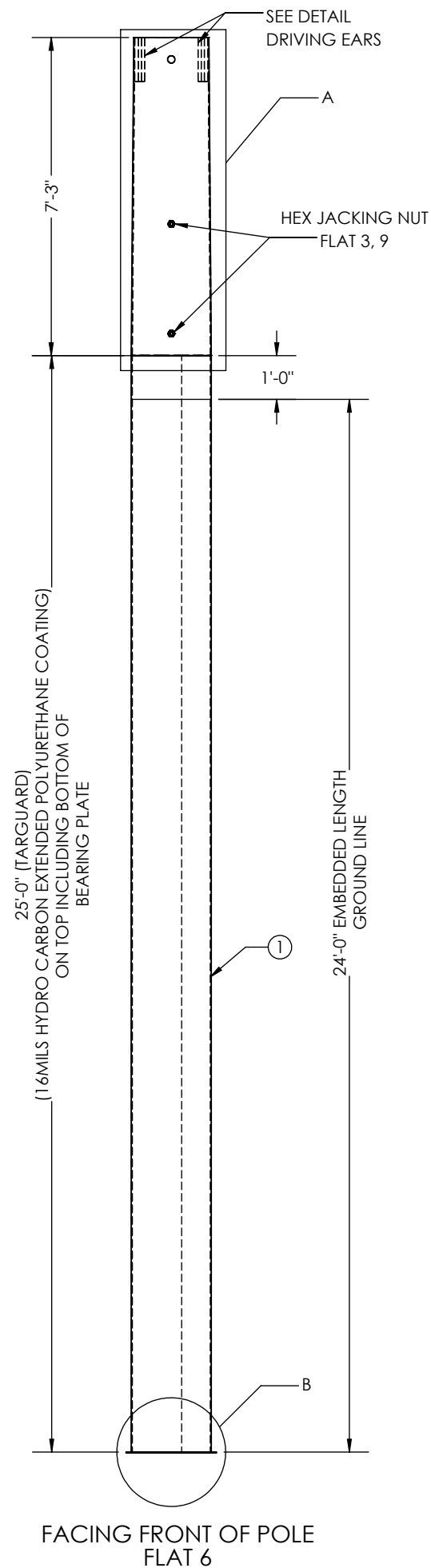
- GENERAL NOTES:
1. SHAFT DIMENSIONS ARE 12 SIDED MEASURED FLAT TO FLAT.
 2. ALL FULL PENETRATION WELDS TO BE U.T. INSPECTED.
 3. WELDING CODE AWS D1.1.
 4. PLASTIC PLUGS INSTALLED IN ALL TAPPED HOLES & NUTS.

QTY: 2

THIS DWG IS PROPERTY OF CHM INDUSTRIES AND CONTAINS PROPRIETARY INFORMATION WHICH MAY NOT BE COPIED OR REPRODUCED WITHOUT PRIOR WRITTEN CONSENT FROM CHM INDUSTRIES.		DIMENSIONS ARE IN INCHES UNLESS OTHERWISE SPECIFIED		SPECIFICATIONS		BY	DATE	JOB NO.	PART NO.	DWG NO.	REV.
<p>700 E. MCCLEROY, SUITE A SAGINAW, TEXAS 76179 682.286.0046 PH 682.286.0086 FX CHMINDUSTRIES.COM</p>		MATERIAL: -		CREATED:	SR	06/18/2022	22-10571	10571-2600	22-10571-2600-H5-70	-	
		FINISH: GALVANIZED		CHK'D:	-	-	SHEET: 1 OF 1		GREENVILLE UTILITES COMMISSION		
		SCALE: NTS B		LAST REV.:	-	-	H5-70'				
BREAK ALL SHARP EDGES .005/.015. REMOVE ALL BURRS AND CHIPS		TOLERANCES UNLESS OTHERWISE SPECIFIED		DO NOT SCALE DRAWING		THIRD ANGLE PROJECTION					
GENERAL TOLERANCE: ±1/16		ANGULAR: ±0.5°									

ITEM NO.	PART NUMBER	DESCRIPTION	MATERIAL	QTY.
1	10571-SECD03	SECTION POLE 21.88" X 21.88" X 0.25" X 25'-0"	A572 GR.65	1
2	10571-SECA003	SECTION, POLE, 21.88"X20.55"X0.2500"X7'-3"	A572 GR.65	1

APPROVED



TOTAL WEIGHT: 1994 lbs
INCLUDING 6% WEIGHT OF GALVANIZED

GUC
H6-70'
STR#: X
MM/YYYY
WEIGHT*XXXX
CHM# 22-10571
UGM : 515.44 FT-K

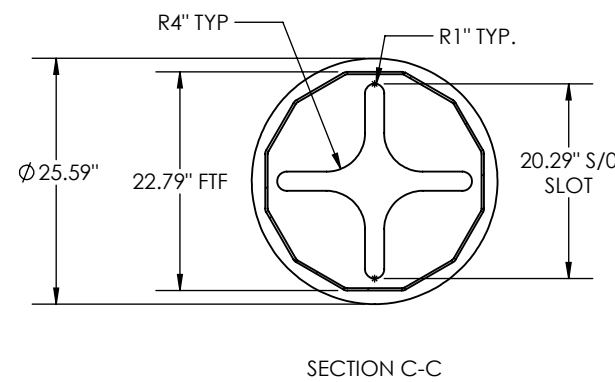
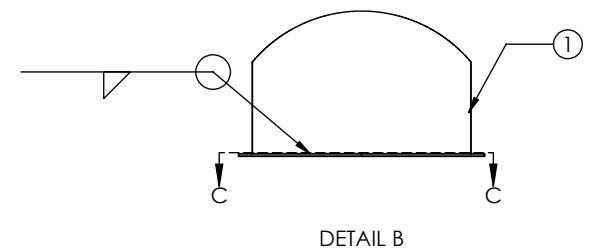
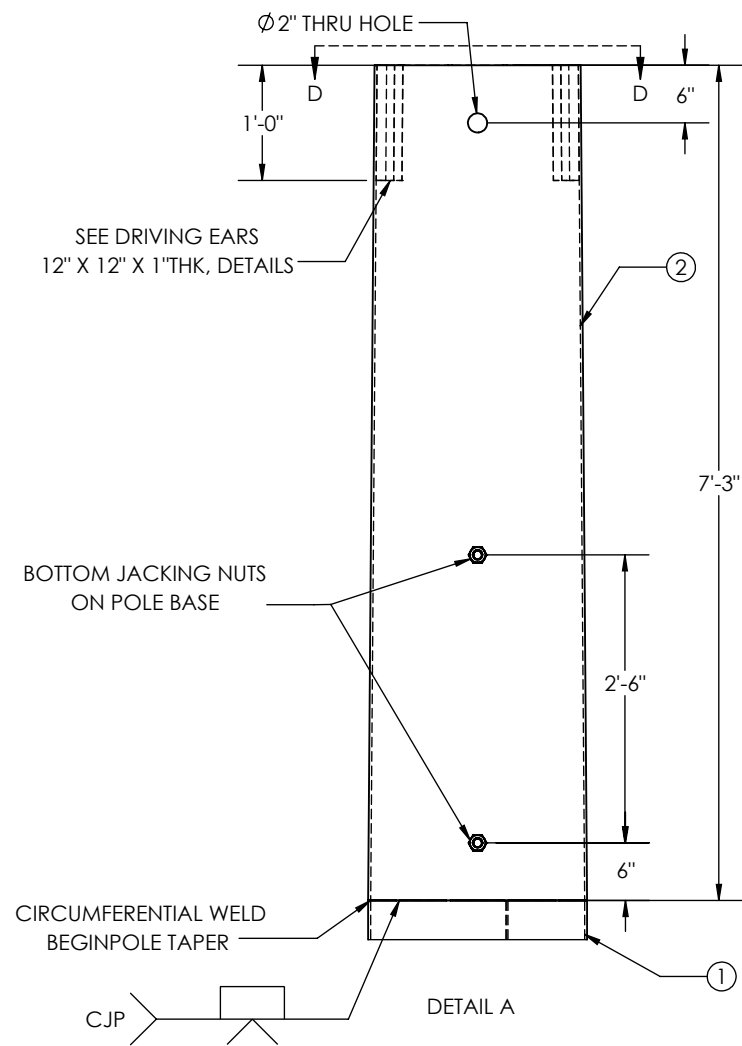
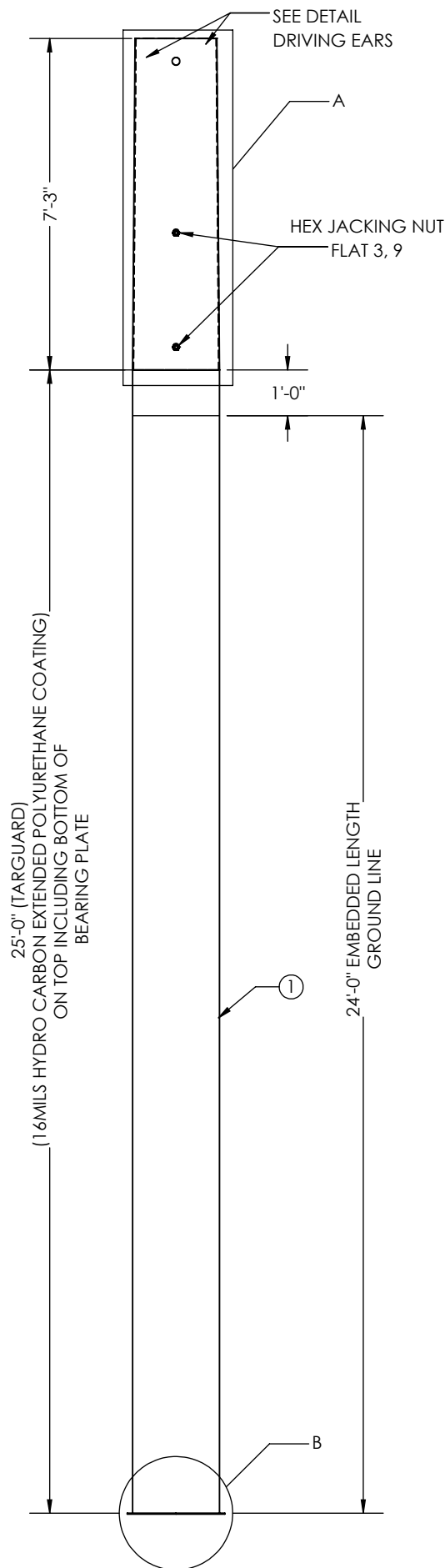
ID TAG DETAIL
3/8" ENGRAVED
X=SEE STRUCTURE TABLE

- GENERAL NOTES:
1. SHAFT DIMENSIONS ARE 12 SIDED MEASURED FLAT TO FLAT.
 2. ALL FULL PENETRATION WELDS TO BE U.T. INSPECTED.
 3. WELDING CODE AWS D1.1.
 4. PLASTIC PLUGS INSTALLED IN ALL TAPPED HOLES & NUTS.

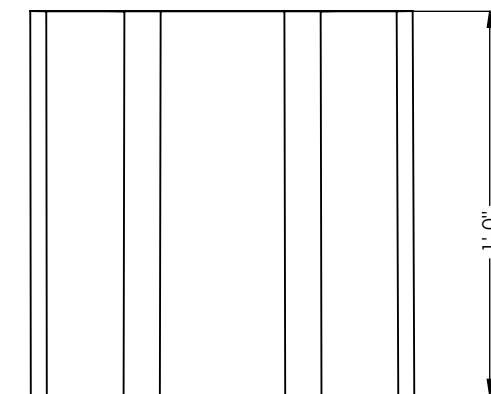
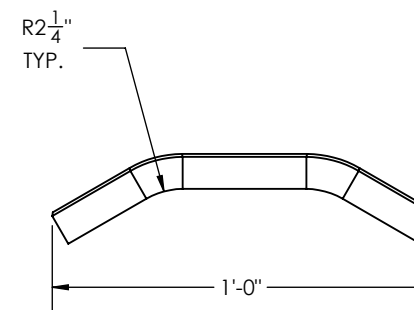
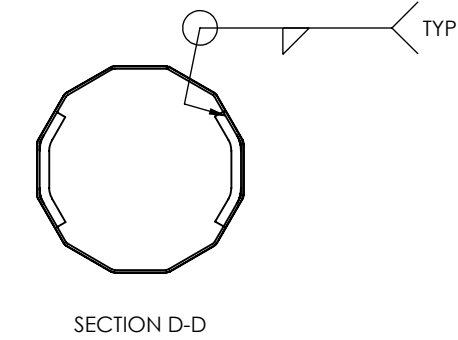
X = #
69
71
88
89
90
92
93
95
96
97
110
161
162

QTY: 13

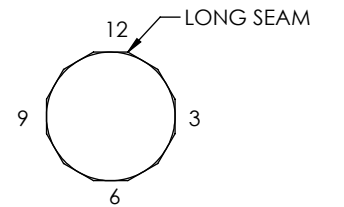
THIS DWG IS PROPERTY OF CHM INDUSTRIES AND CONTAINS PROPRIETARY INFORMATION WHICH MAY NOT BE COPIED OR REPRODUCED WITHOUT PRIOR WRITTEN CONSENT FROM CHM INDUSTRIES.		DIMENSIONS ARE IN INCHES UNLESS OTHERWISE SPECIFIED		SPECIFICATIONS		BY	DATE	JOB NO.	PART NO.	DWG NO.	REV.	
<p>700 E. MCCLEROY, SUITE A SAGINAW, TEXAS 76179 682.286.0046 PH 682.286.0086 FX CHMINDUSTRIES.COM</p>		BREAK ALL SHARP EDGES .005/.015. REMOVE ALL BURRS AND CHIPS		TOLERANCES UNLESS OTHERWISE SPECIFIED		SR	06/18/2022	22-10571	10571-2700	22-10571-2700-H6-70	-	
		GENERAL TOLERANCE: ±1/16		ANGULAR: ±0.5°		CHM#	-	-	-	-	-	-
		FINISH: GALVANIZED		SCALE: NTS		B		THIRD ANGLE PROJECTION		GREENVILLE UTILITES COMMISSION		
DO NOT SCALE DRAWING										H6-70'		



ITEM NO.	PART NUMBER	DESCRIPTION	MATERIAL	QTY.
1	10571-SECD004	SECTION POLE 22.79" X 22.79" X 0.25" X 25'-0"	A572 GR.65	1
2	10571-SECA004	SECTION, POLE, 22.79"X21.47"X0.2500"X7'-3"	A572 GR.65	1



APPROVED



**ORIENTATION DETAIL
TOP VIEW**

**TOTAL WEIGHT: 2010.00 lbs
INCLUDING 6% WEIGHT OF GALVANIZED**

GUC
H6-75'
STR#: X
MM/YYYY
WEIGHT"XXXX
CHM# 22-10571
UGM : 560.23 FT-K

ID TAG DETAIL
3/8" ENGRAVED
X=87,146,148,149

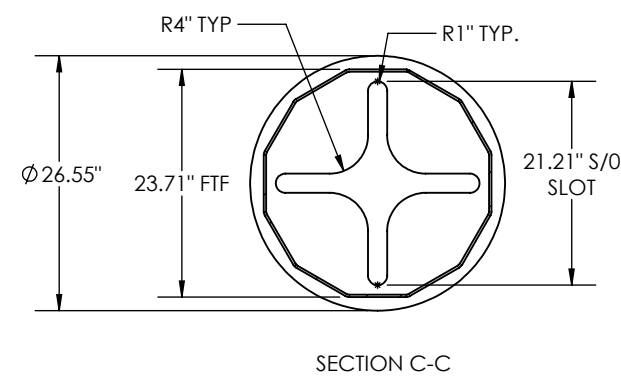
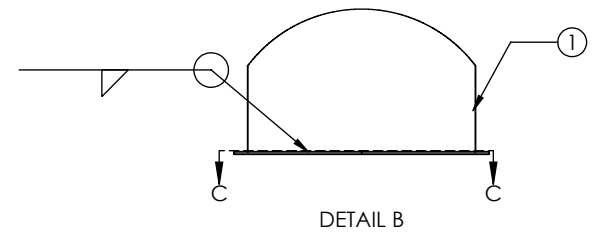
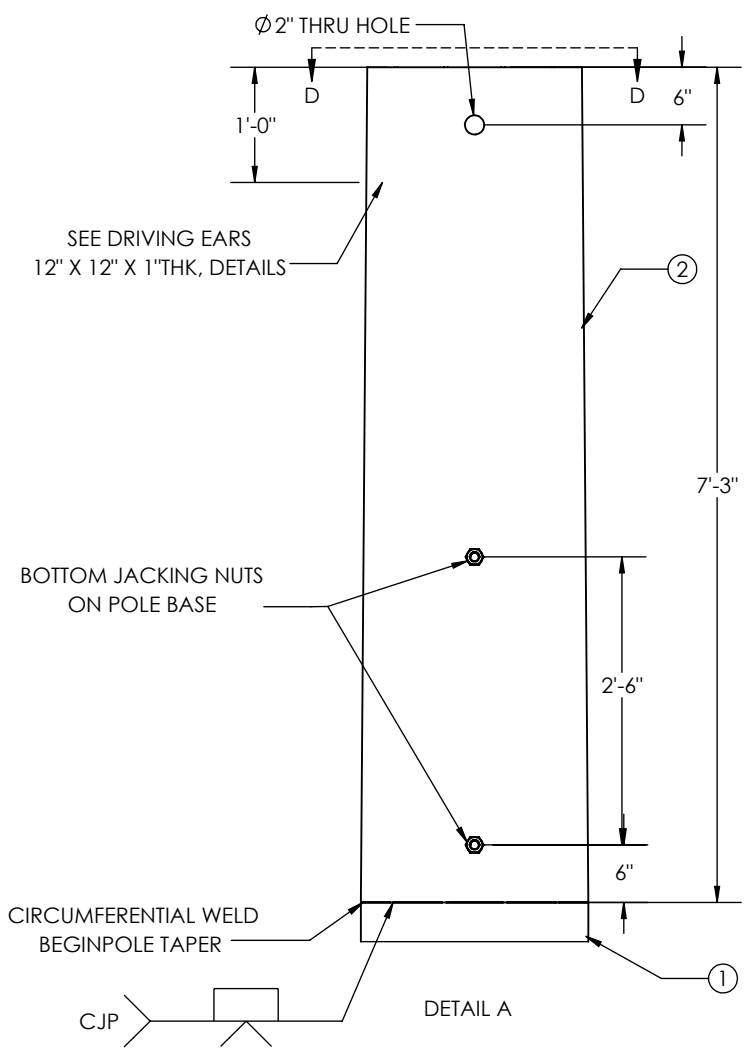
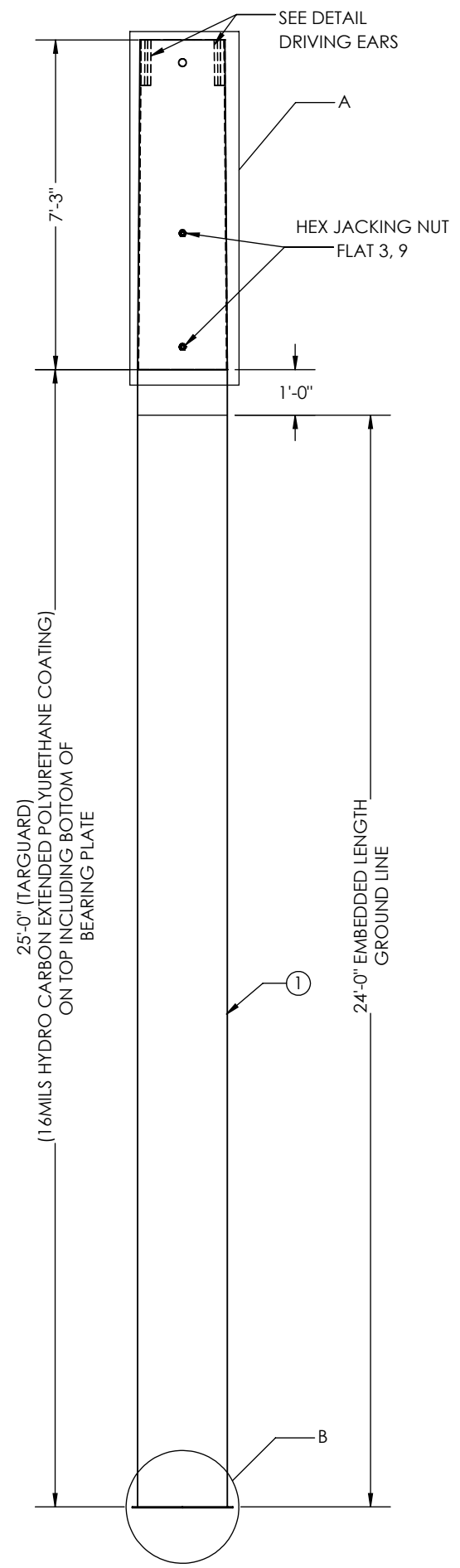
- GENERAL NOTES:
1. SHAFT DIMENSIONS ARE 12 SIDED MEASURED FLAT TO FLAT.
 2. ALL FULL PENETRATION WELDS TO BE U.T. INSPECTED.
 3. WELDING CODE AWS D1.1.
 4. PLASTIC PLUGS INSTALLED IN ALL TAPPED HOLES & NUTS.

QTY: 4

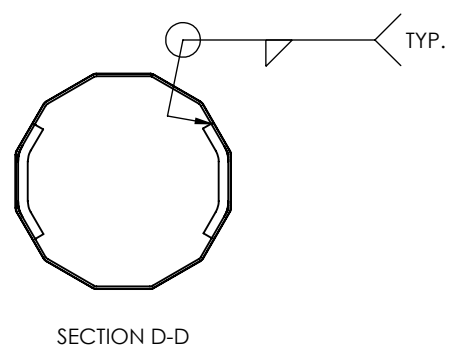
THIS DWG IS PROPERTY OF CHM INDUSTRIES AND CONTAINS PROPRIETARY INFORMATION WHICH MAY NOT BE COPIED OR REPRODUCED WITHOUT PRIOR WRITTEN CONSENT FROM CHM INDUSTRIES.		DIMENSIONS ARE IN INCHES UNLESS OTHERWISE SPECIFIED		SPECIFICATIONS		BY	DATE	JOB NO.	PART NO.	DWG NO.	22-10571-2800	REV.	
<p>700 E. MCCLEROY, SUITE A SAGINAW, TEXAS 76179 682.286.0046 PH 682.286.0086 FX CHMINDUSTRIES.COM</p>		BREAK ALL SHARP EDGES 0.05/0.15. REMOVE ALL BURRS AND CHIPS		TOLERANCES UNLESS OTHERWISE SPECIFIED		CREATED: SR	06/23/2022	22-10571	10571-2800	22-10571-2800	1 OF 1	-	
		GENERAL TOLERANCE: ±1/16		ANGULAR: ±0.5°		FINISH: GALVANIZED	CHK'D: -	-	-	-	-	-	-
		DO NOT SCALE DRAWING		THIRD ANGLE PROJECTION		SCALE: NTS	B						

GREENVILLE UTILITES COMISSION

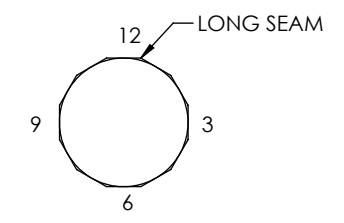
H6-75'



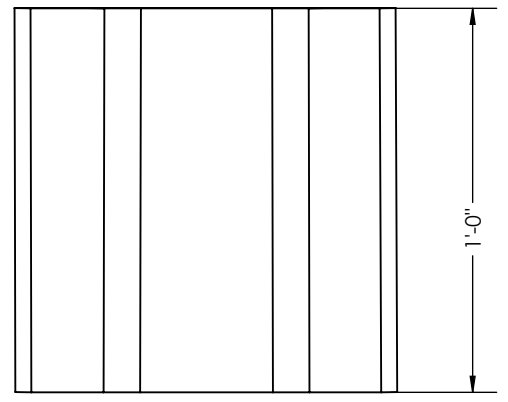
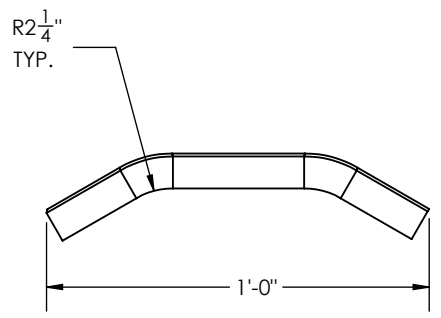
ITEM NO.	PART NUMBER	DESCRIPTION	MATERIAL	QTY.
1	10571-SECD005	SECTION POLE 23.71 X 23.71" X 0.25 X "25'-0"	A572 GR.65	1
2	10571-SECA005	SECTION, POLE, 23.71" X 22.38" X .2500" X 7'-3"	A572 GR.65	1



APPROVED



**ORIENTATION DETAIL
TOP VIEW**



DRIVING EARS DETAIL

**TOTAL WEIGHT: 2300.00 lbs
INCLUDING 6% WEIGHT OF GALVANIZED**

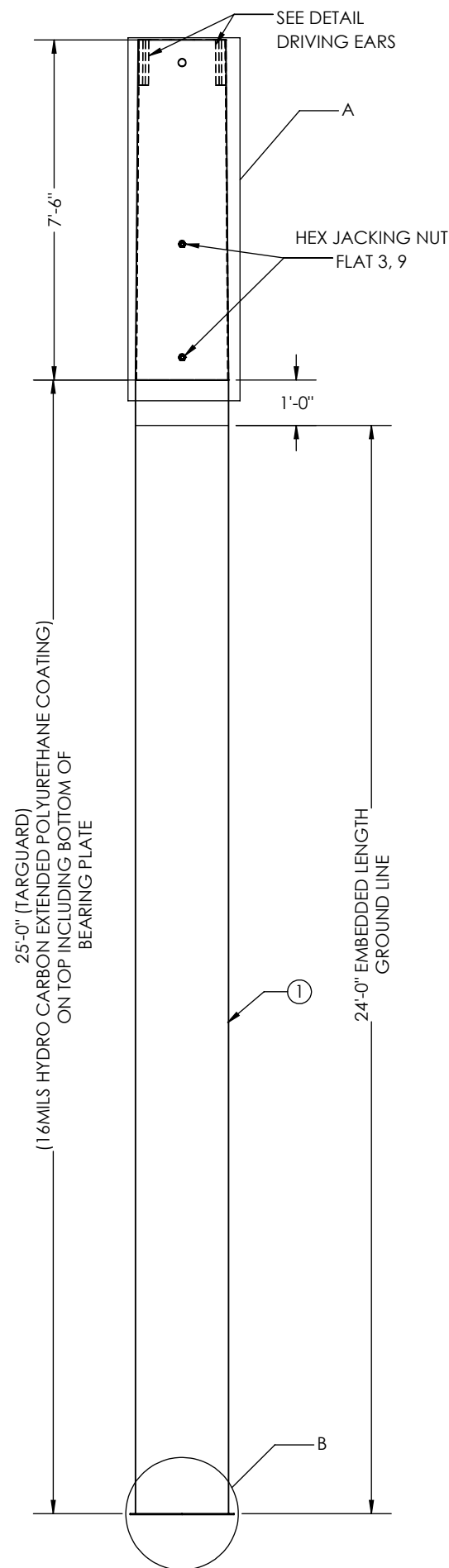
GUC
H6-80'
STR#: X
MM/YYYY
WEIGHT"XXXX
CHM# 22-10571
UGM : 515.44 FT-K

ID TAG DETAIL
3/8" ENGRAVED
X=80,81,82,117,118,130,
131,133,137,139,150

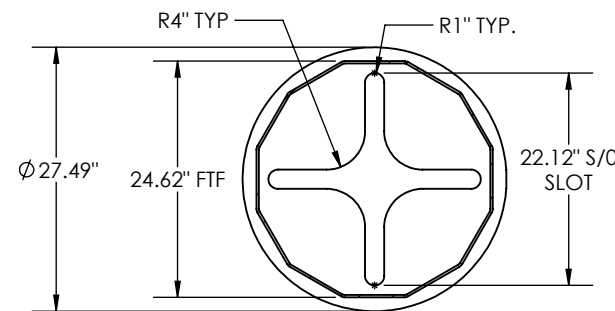
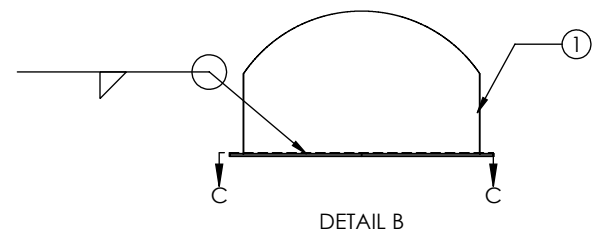
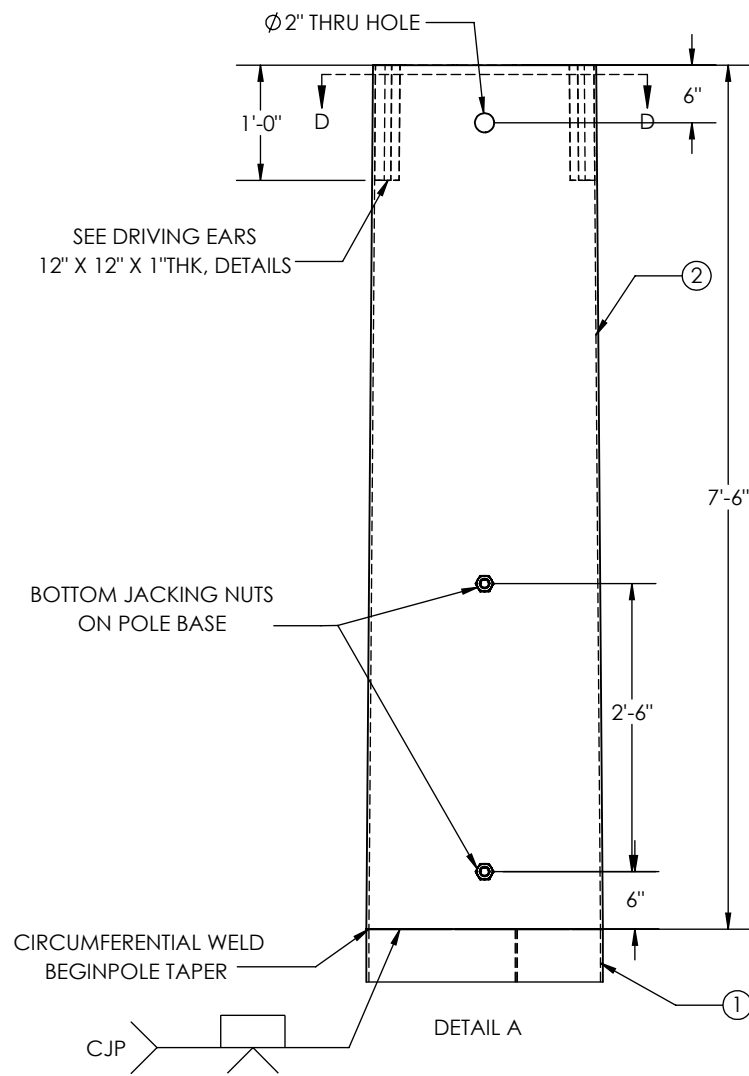
- GENERAL NOTES:
1. SHAFT DIMENSIONS ARE 12 SIDED MEASURED FLAT TO FLAT.
 2. ALL FULL PENETRATION WELDS TO BE U.T. INSPECTED.
 3. WELDING CODE AWS D1.1.
 4. PLASTIC PLUGS INSTALLED IN ALL TAPPED HOLES & NUTS.

QTY: 11

<p>700 E. MCCLEROY, SUITE A SAGINAW, TEXAS 76179 682.286.0046 PH 682.286.0086 FX CHMINDUSTRIES.COM</p>	<p>DIMENSIONS ARE IN INCHES UNLESS OTHERWISE SPECIFIED</p> <p>BREAK ALL SHARP EDGES .005/.015. REMOVE ALL BURRS AND CHIPS</p> <p>TOLERANCES UNLESS OTHERWISE SPECIFIED</p> <p>GENERAL TOLERANCE: ±1/16 ANGULAR: ±0.5°</p>	<p>SPECIFICATIONS</p> <p>MATERIAL: -</p> <p>FINISH: GALVANIZED</p> <p>SCALE: NTS B</p> <p>DO NOT SCALE DRAWING</p>		<p>BY: SR</p> <p>DATE: 06/23/2022</p> <p>CHK'D: -</p> <p>LAST REV.: -</p>	<p>JOB NO.: 22-10571</p> <p>PART NO.: 10571-2900</p> <p>DWG NO.: 22-10571-2900</p> <p>SHEET: 1 OF 1</p>	<p>REV.: -</p>
		<p>GREENVILLE UTILITES COMMISSION</p>				
		<p>H6-80'</p>				


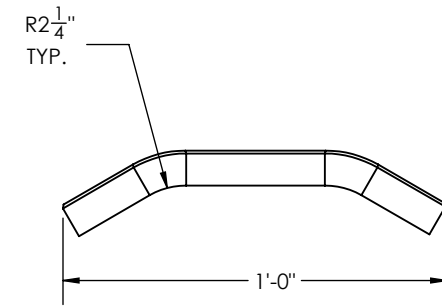
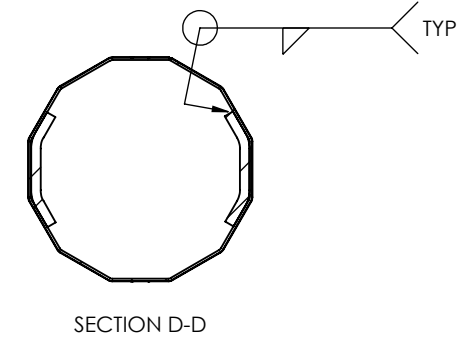


FACING FRONT OF POLE
FLAT 6



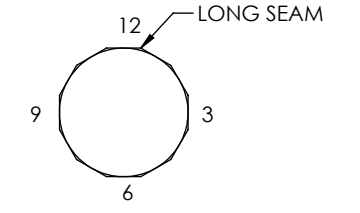
SECTION C-C

ITEM NO.	PART NUMBER	DESCRIPTION	MATERIAL	QTY.
1	10571-SECD006	SECTION POLE 24.62 X 24.62" X 0.25 X "25'-0"	A572 GR.65	1
2	10571-SECA006	SECTION, POLE, 24.62" X 23.25" X .2500" X 7'-6"	A572 GR.65	1



DRIVING EARS DETAIL

APPROVED



ORIENTATION DETAIL
TOP VIEW

TOTAL WEIGHT: 2226.21
INCLUDING 6% WEIGHT OF GALVANIZED

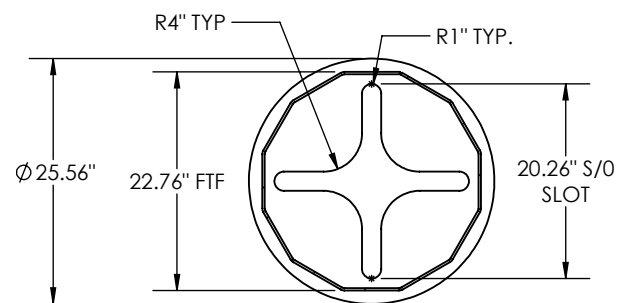
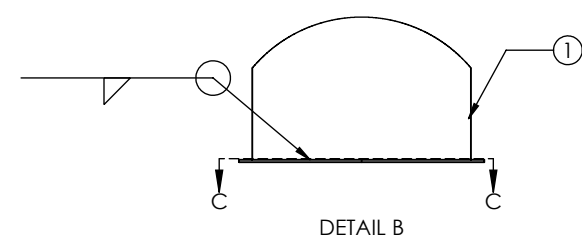
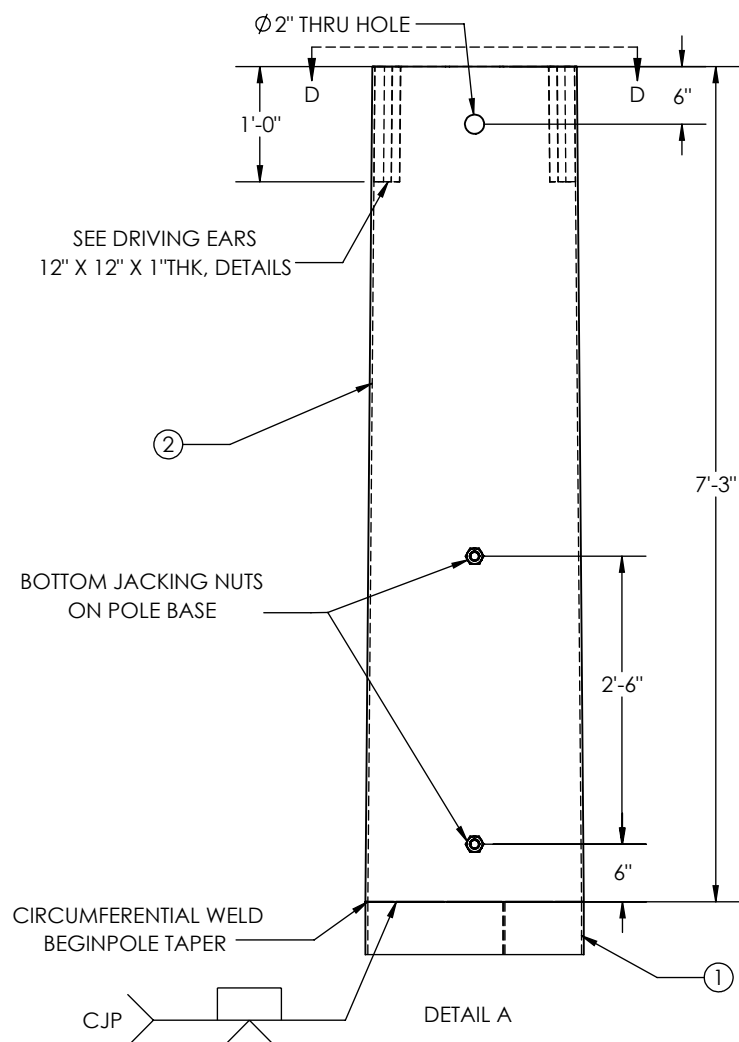
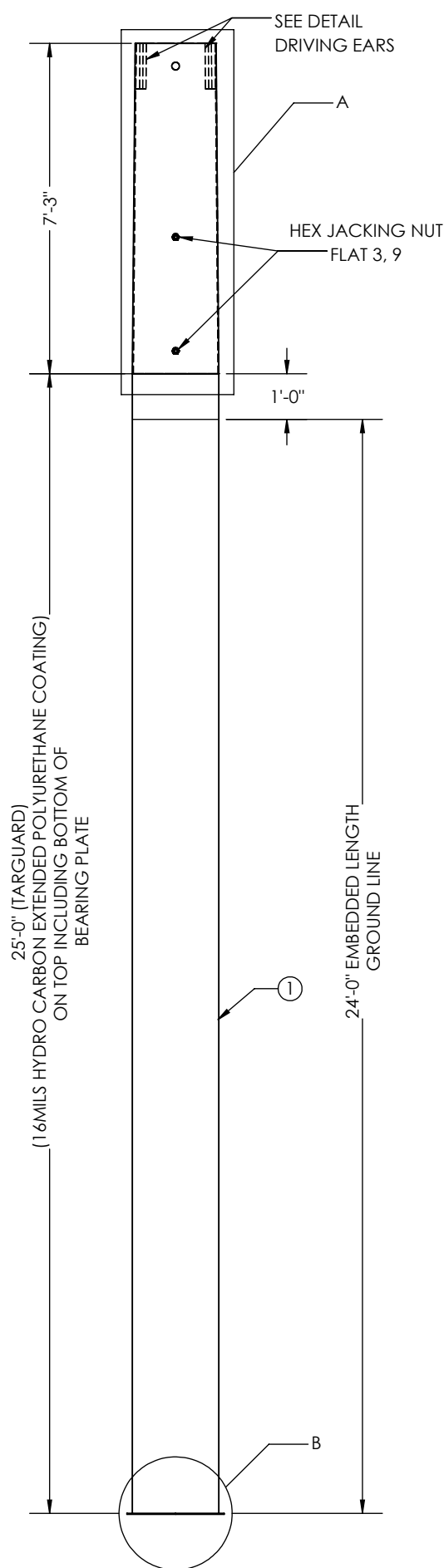
GUC
H6-85'
STR#: X
MM/YYYY
WEIGHT"XXXX
CHM# 22-10571
UGM : 655.41 FT-K

ID TAG DETAIL
3/8" ENGRAVED
X=152,156


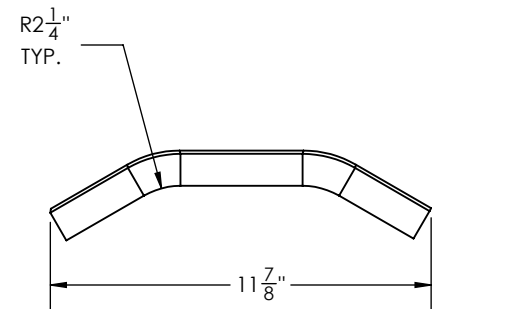
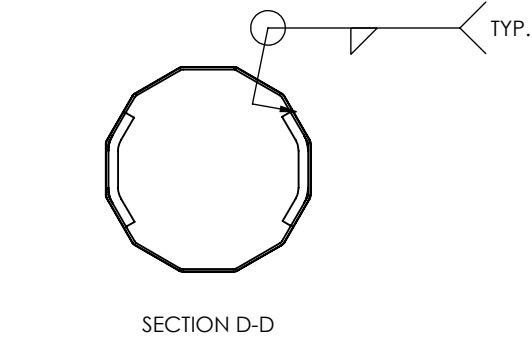
- GENERAL NOTES:
1. SHAFT DIMENSIONS ARE 12 SIDED MEASURED FLAT TO FLAT.
 2. ALL FULL PENETRATION WELDS TO BE U.T. INSPECTED.
 3. WELDING CODE AWS D1.1.
 4. PLASTIC PLUGS INSTALLED IN ALL TAPPED HOLES & NUTS.

QTY: 2

<p>700 E. MCCLEROY, SUITE A SAGINAW, TEXAS 76179 682.286.0046 PH 682.286.0086 FX CHMINDUSTRIES.COM</p>	<p>DIMENSIONS ARE IN INCHES UNLESS OTHERWISE SPECIFIED</p> <p>TOLERANCES UNLESS OTHERWISE SPECIFIED</p> <p>GENERAL TOLERANCE: ±1/16 ANGULAR: ±0.5°</p>	<p>SPECIFICATIONS</p> <p>MATERIAL: -</p>	<p>BY: SR</p> <p>DATE: 06/23/2022</p>	<p>JOB NO.: 22-10571</p>	<p>PART NO.: 10571-3000</p>	<p>DWG NO.: 22-10571-3000</p> <p>SHEET: 1 OF 1</p>	<p>REV.: -</p>	
		<p>FINISH: GALVANIZED</p>	<p>CHKD: -</p>	<p>LAST REV.: -</p>	<p>GREENVILLE UTILITES COMMISSION</p> <p>H6-85'</p>			
		<p>SCALE: NTS B</p>	<p>THIRD ANGLE PROJECTION</p>	<p>DO NOT SCALE DRAWING</p>				
		<p>DO NOT SCALE DRAWING</p>						

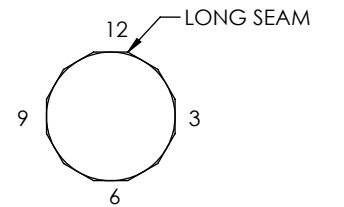


ITEM NO.	PART NUMBER	DESCRIPTION	MATERIAL	QTY.
1	10571-SECD007	SECTION POLE 22.76 X 22.76" X 0.25 X "25'-0"	A572 GR.65	1
2	10571-SECA007	SECTION, POLE, 22.76" X 21.29" X .2500" X 7'-3"	A572 GR.65	1



DRIVING EARS DETAIL

APPROVED



ORIENTATION DETAIL
TOP VIEW

TOTAL WEIGHT: 2084.79 lbs
INCLUDING 6% WEIGHT OF GALVANIZED

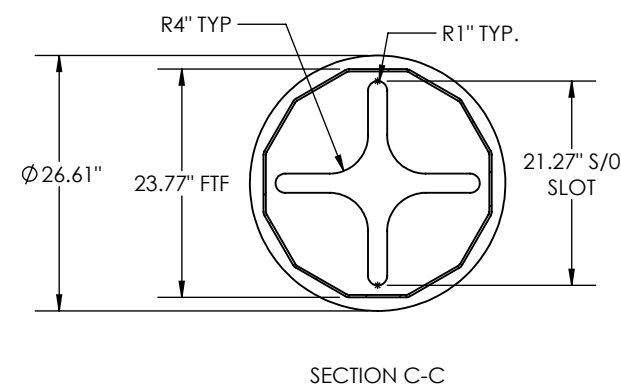
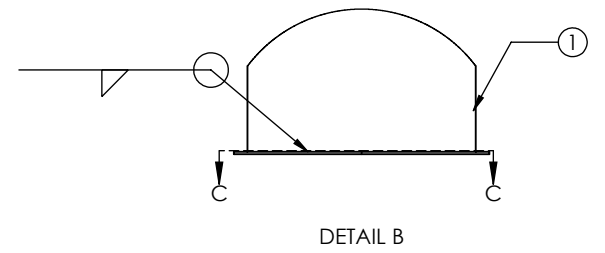
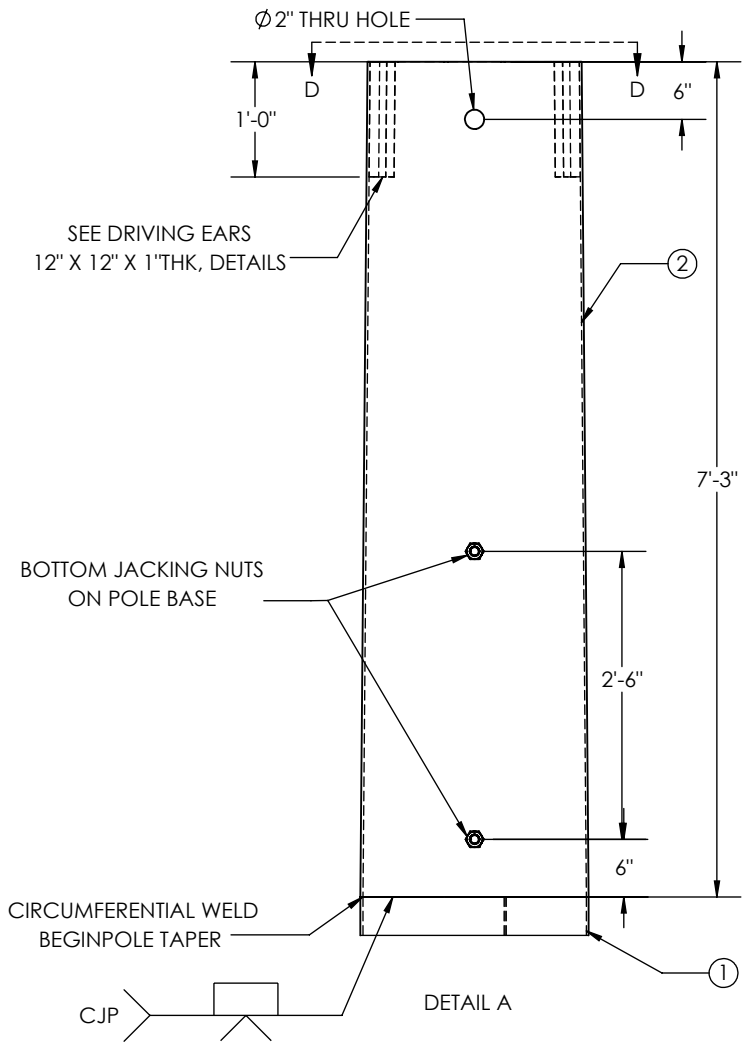
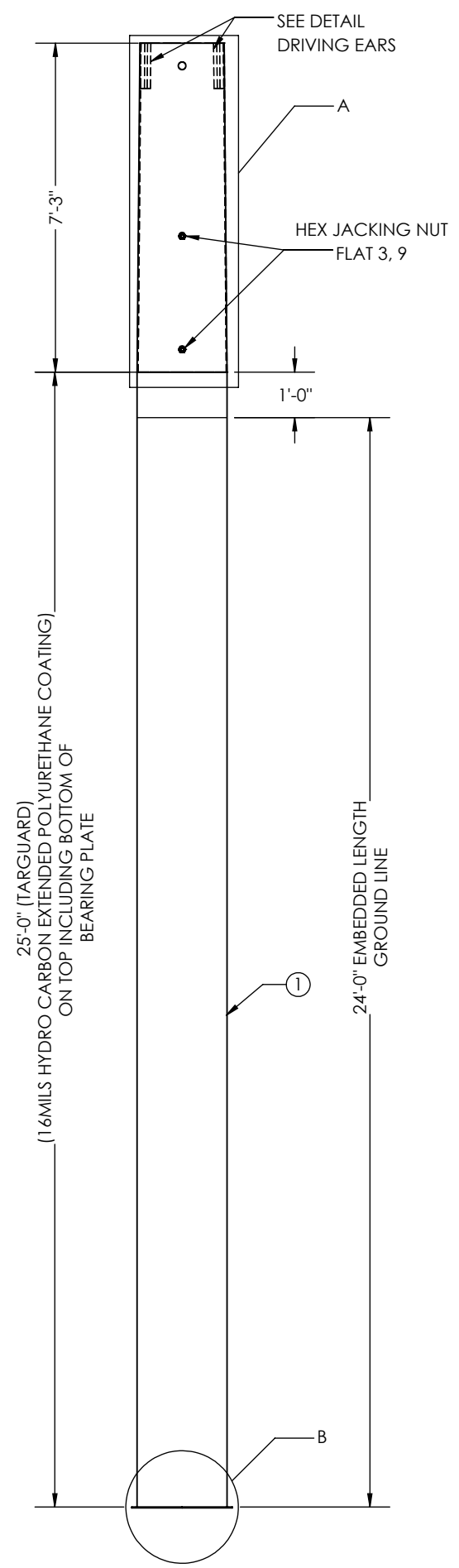
GUC
H7-70'
STR#: X
MM/YYYY
WEIGHT"XXXX
CHM# 22-10571
UGM : 558.48 FT-K

ID TAG DETAIL
3/8" ENGRAVED
X=66,67,160

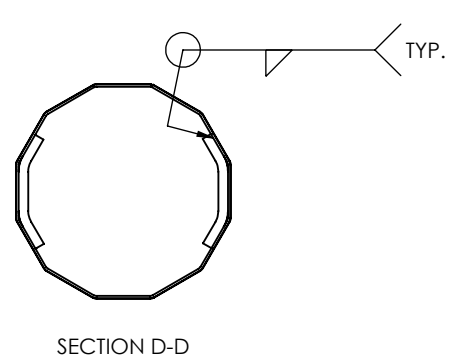
- GENERAL NOTES:
1. SHAFT DIMENSIONS ARE 12 SIDED MEASURED FLAT TO FLAT.
 2. ALL FULL PENETRATION WELDS TO BE U.T. INSPECTED.
 3. WELDING CODE AWS D1.1.
 4. PLASTIC PLUGS INSTALLED IN ALL TAPPED HOLES & NUTS.

QTY: 3

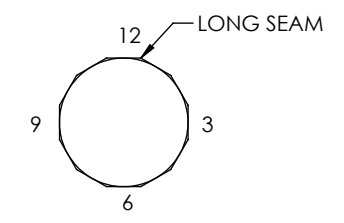
THIS DWG IS PROPERTY OF CHM INDUSTRIES AND CONTAINS PROPRIETARY INFORMATION WHICH MAY NOT BE COPIED OR REPRODUCED WITHOUT PRIOR WRITTEN CONSENT FROM CHM INDUSTRIES.		DIMENSIONS ARE IN INCHES UNLESS OTHERWISE SPECIFIED		SPECIFICATIONS		BY	DATE	JOB NO.	PART NO.	DWG NO.	REV.	
		700 E. MCCLEROY, SUITE A SAGINAW, TEXAS 76179 682.286.0046 PH 682.286.0086 FX CHMINDUSTRIES.COM		MATERIAL: -		CREATED: SR	06/23/2022	22-10571	10571-3100	22-10571-3100	-	
				FINISH: GALVANIZED		CHK'D: -	-	-	-	-	-	-
				SCALE: NTS B		LAST REV.: -	-	-	-	-	-	-
		BREAK ALL SHARP EDGES .005/.015. REMOVE ALL BURRS AND CHIPS		TOLERANCES UNLESS OTHERWISE SPECIFIED GENERAL TOLERANCE: ±1/16 ANGULAR: ±0.5°		THIRD ANGLE PROJECTION		GREENVILLE UTILITES COMMISSION H7-70'				



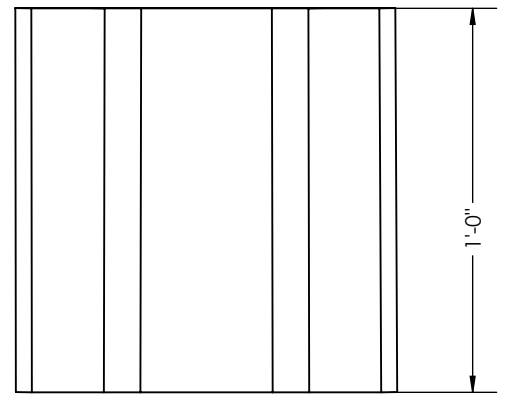
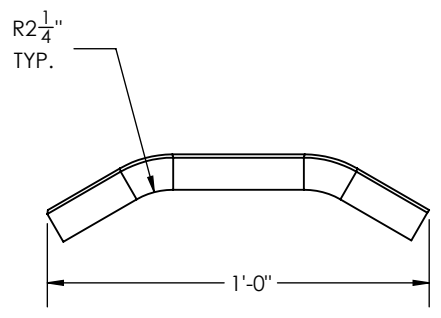
ITEM NO.	PART NUMBER	DESCRIPTION	MATERIAL	QTY.
1	10571-SECD008	SECTION POLE 23.77" X 23.77" X 0.25" X 25'-0"	A572 GR.65	1
2	10571-SECA008	SECTION, POLE, 23.77"X22.30"X0.2500"X7'-3"	A572 GR.65	1



APPROVED



**ORIENTATION DETAIL
TOP VIEW**



DRIVING EARS DETAIL

**TOTAL WEIGHT: 2227.00 lbs
INCLUDING 6% WEIGHT OF GALVANIZED**

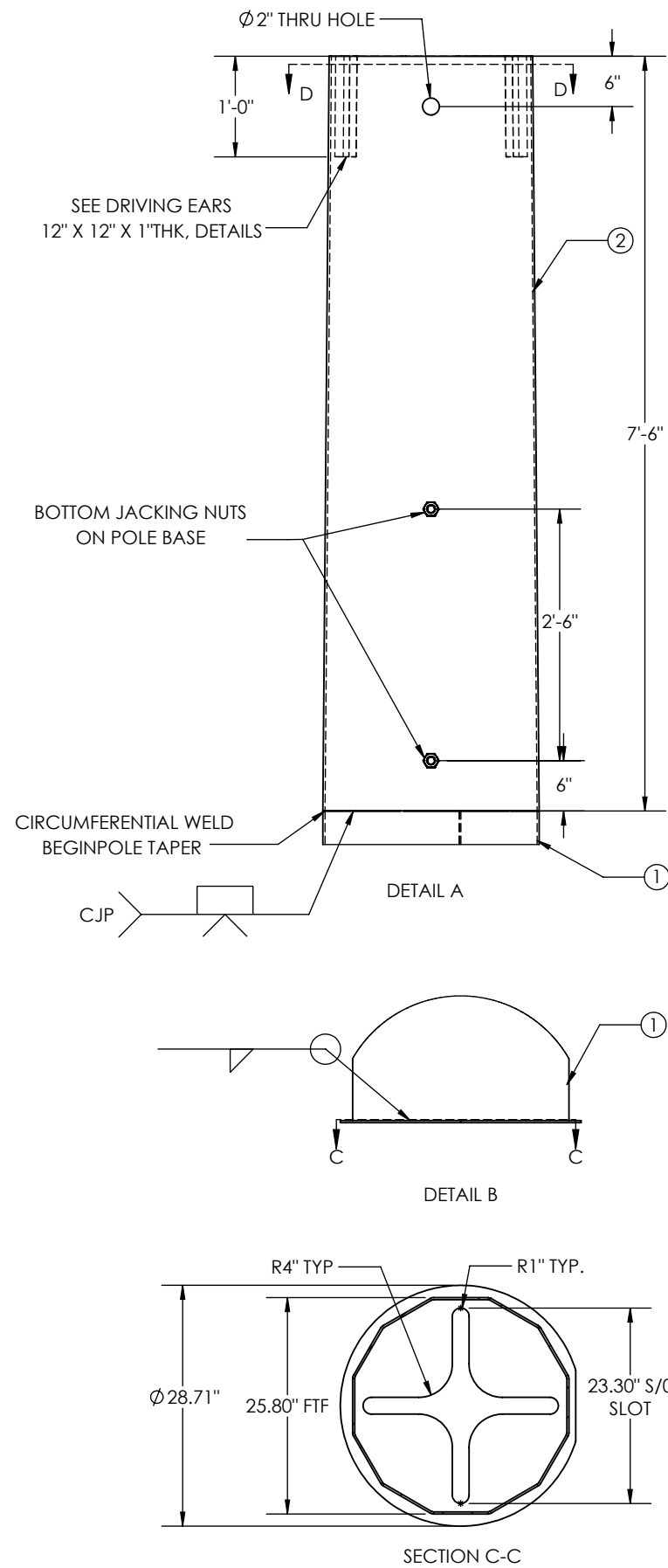
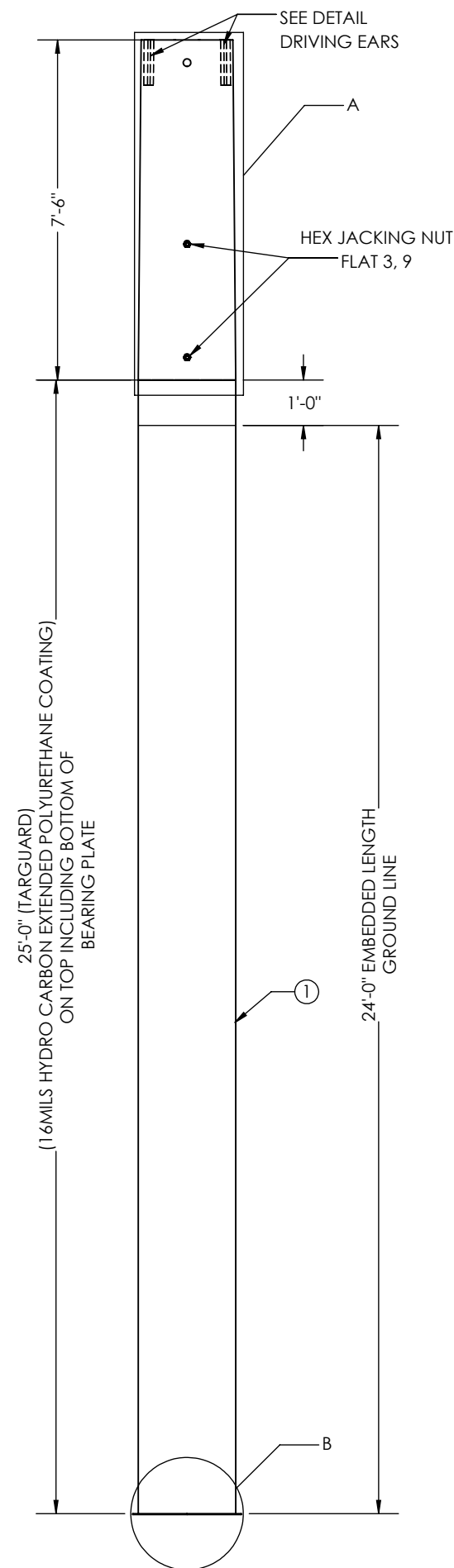
GUC
H7-75'
STR#: X
MM/YYYY
WEIGHT"XXXX
CHM# 22-10571
UGM : 610.27 FT-K

ID TAG DETAIL
3/8" ENGRAVED
X=12,17,39,86,98

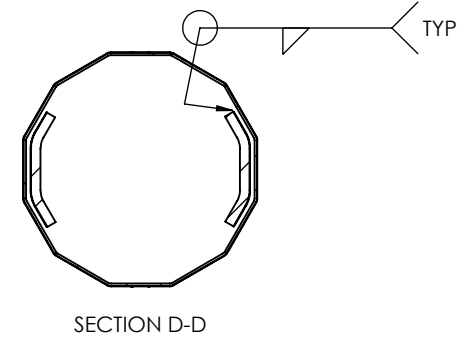
- GENERAL NOTES:
1. SHAFT DIMENSIONS ARE 12 SIDED MEASURED FLAT TO FLAT.
 2. ALL FULL PENETRATION WELDS TO BE U.T. INSPECTED.
 3. WELDING CODE AWS D1.1.
 4. PLASTIC PLUGS INSTALLED IN ALL TAPPED HOLES & NUTS.

QTY: 5

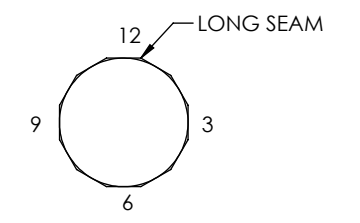
THIS DWG IS PROPERTY OF CHM INDUSTRIES AND CONTAINS PROPRIETARY INFORMATION WHICH MAY NOT BE COPIED OR REPRODUCED WITHOUT PRIOR WRITTEN CONSENT FROM CHM INDUSTRIES.		DIMENSIONS ARE IN INCHES UNLESS OTHERWISE SPECIFIED		SPECIFICATIONS		BY	DATE	JOB NO.	PART NO.	DWG NO.	22-10571-3200	REV.	
<p>700 E. MCCLEROY, SUITE A SAGINAW, TEXAS 76179 682.286.0046 PH 682.286.0086 FX CHMINDUSTRIES.COM</p>		BREAK ALL SHARP EDGES .005/.015. REMOVE ALL BURRS AND CHIPS		TOLERANCES UNLESS OTHERWISE SPECIFIED		CREATED: TG	06/23/2022	22-10571	10571-3200	22-10571-3200	SHEET: 1 OF 1	-	
		GENERAL TOLERANCE: ±1/16		ANGULAR: ±0.5°		FINISH: GALVANIZED	CHK'D: -	-	-	-	-	-	-
		SCALE: NTS		B		DO NOT SCALE DRAWING		THIRD ANGLE PROJECTION		GREENVILLE UTILITES COMISSION		H7-75'	




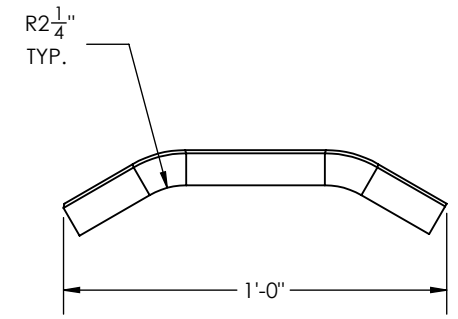
ITEM NO.	PART NUMBER	DESCRIPTION	MATERIAL	QTY.
1	10571-SECD011	SECTION POLE 25.8" X 25.8" X 0.25" X 25'-0"	A572 GR.65	1
2	10571-SECA010	SECTION, POLE, 25.80" X 24.28" X 0.2500" X 7'-6"	A572 GR.65	1



APPROVED



**ORIENTATION DETAIL
TOP VIEW**



DRIVING EARS DETAIL

**TOTAL WEIGHT: 2,515.25 lbs
INCLUDING 6% WEIGHT OF GALVANIZED**

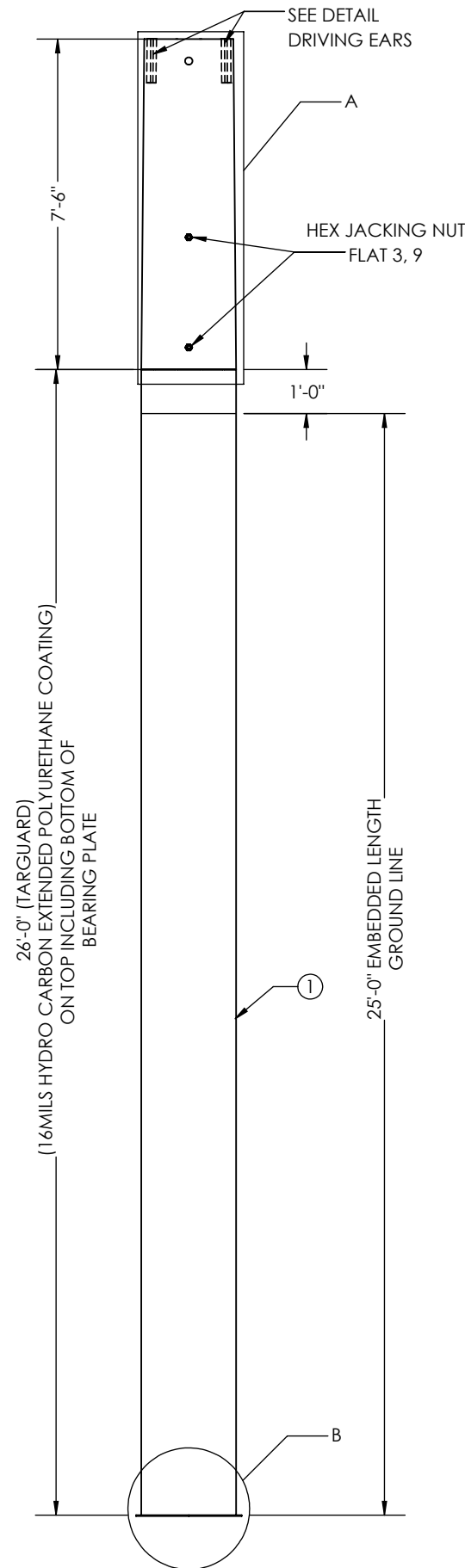
GUC
H7-85'
STR#: X
MM/YYYY
WEIGHT"XXXX
CHM# 22-10571
UGM : 720.74 FT-K

ID TAG DETAIL
3/8" ENGRAVED
X=83,113,116,120,125,135

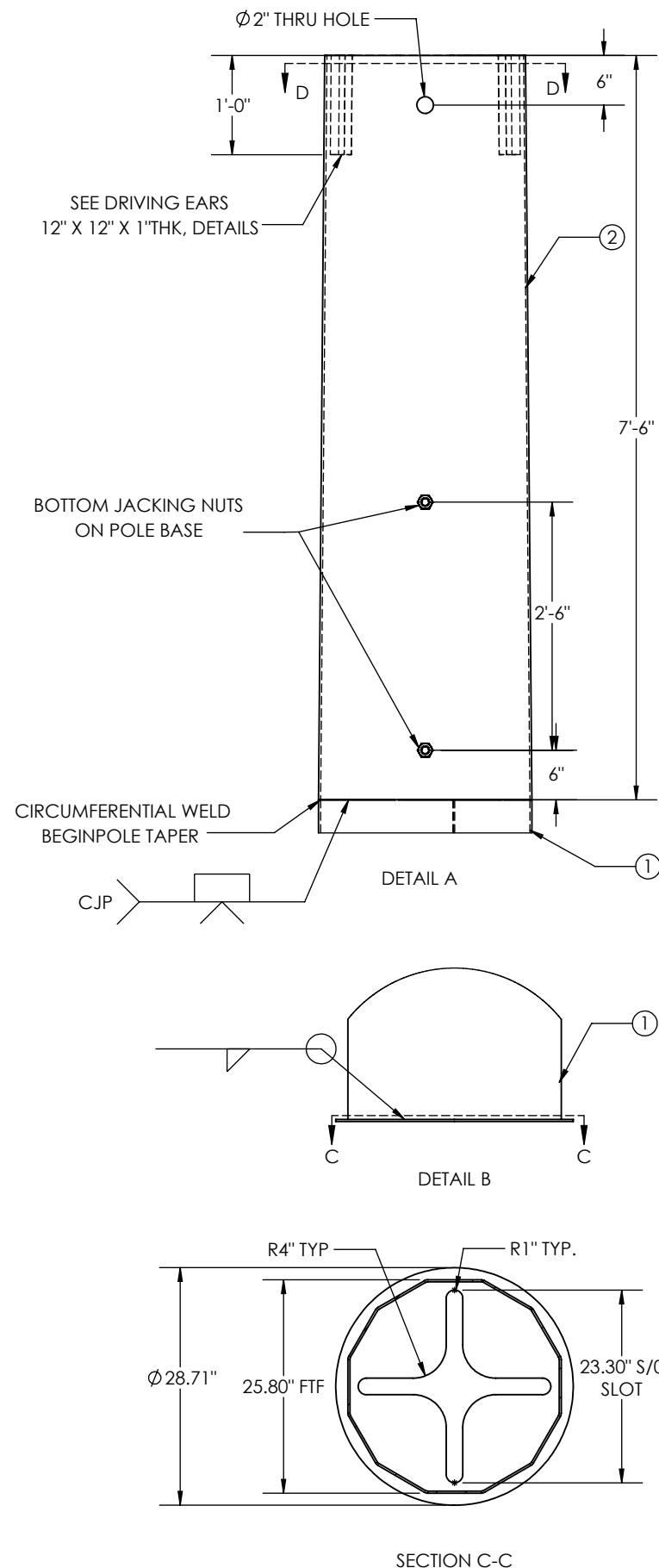
- GENERAL NOTES:
1. SHAFT DIMENSIONS ARE 12 SIDED MEASURED FLAT TO FLAT.
 2. ALL FULL PENETRATION WELDS TO BE U.T. INSPECTED.
 3. WELDING CODE AWS D1.1.
 4. PLASTIC PLUGS INSTALLED IN ALL TAPPED HOLES & NUTS.

QTY: 6

THIS DWG IS PROPERTY OF CHM INDUSTRIES AND CONTAINS PROPRIETARY INFORMATION WHICH MAY NOT BE COPIED OR REPRODUCED WITHOUT PRIOR WRITTEN CONSENT FROM CHM INDUSTRIES.		DIMENSIONS ARE IN INCHES UNLESS OTHERWISE SPECIFIED		SPECIFICATIONS MATERIAL: - FINISH: GALVANIZED SCALE: NTS B DO NOT SCALE DRAWING		BY: TG DATE: 06/23/2022		JOB NO.: 22-10571 PART NO.: 10571-3400 DWG NO.: 22-10571-3400 SHEET: 1 OF 1		REV.: -	
		700 E. MCCLEROY, SUITE A SAGINAW, TEXAS 76179 682.286.0046 PH 682.286.0086 FX CHMINDUSTRIES.COM		BREAK ALL SHARP EDGES .005/.015. REMOVE ALL BURRS AND CHIPS		TOLERANCES UNLESS OTHERWISE SPECIFIED GENERAL TOLERANCE: ±1/16 ANGULAR: ±0.5°		GREENVILLE UTILITES COMMISSION H7-85'			

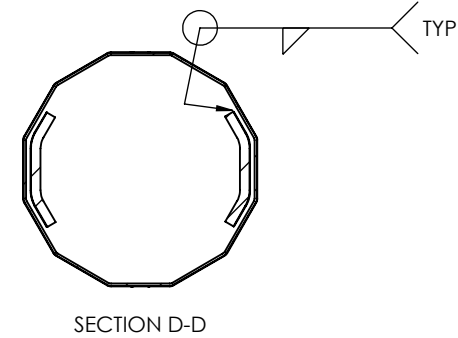


FACING FRONT OF POLE
FLAT 6

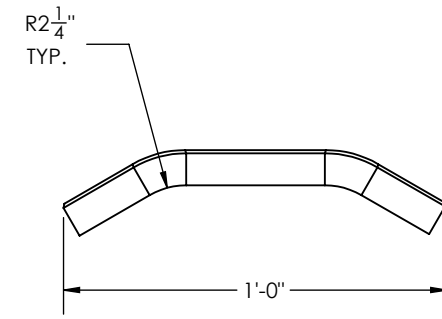


SECTION C-C


ITEM NO.	PART NUMBER	DESCRIPTION	MATERIAL	QTY.
1	10571-SECD010	SECTION POLE 25.8" X 25.8" X 0.25" X 26'-0"	A572 GR.65	1
2	10571-SECA010	SECTION, POLE, 25.80" X 24.28" X 0.2500" X 7'-6"	A572 GR.65	1



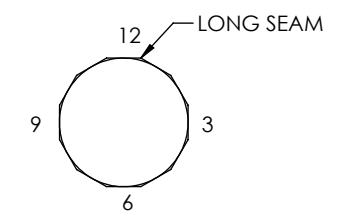
SECTION D-D



DRIVING EARS DETAIL



APPROVED



ORIENTATION DETAIL
TOP VIEW

TOTAL WEIGHT: 2589.11 lbs
INCLUDING 6% WEIGHT OF GALVANIZED

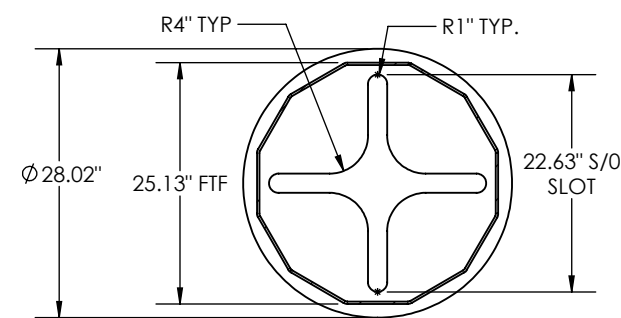
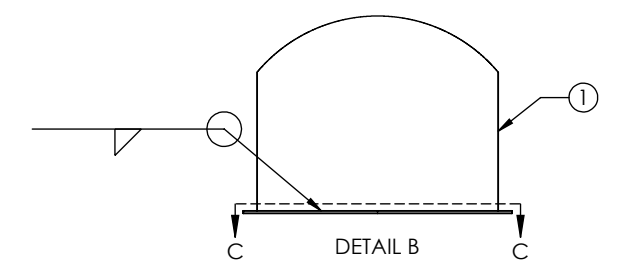
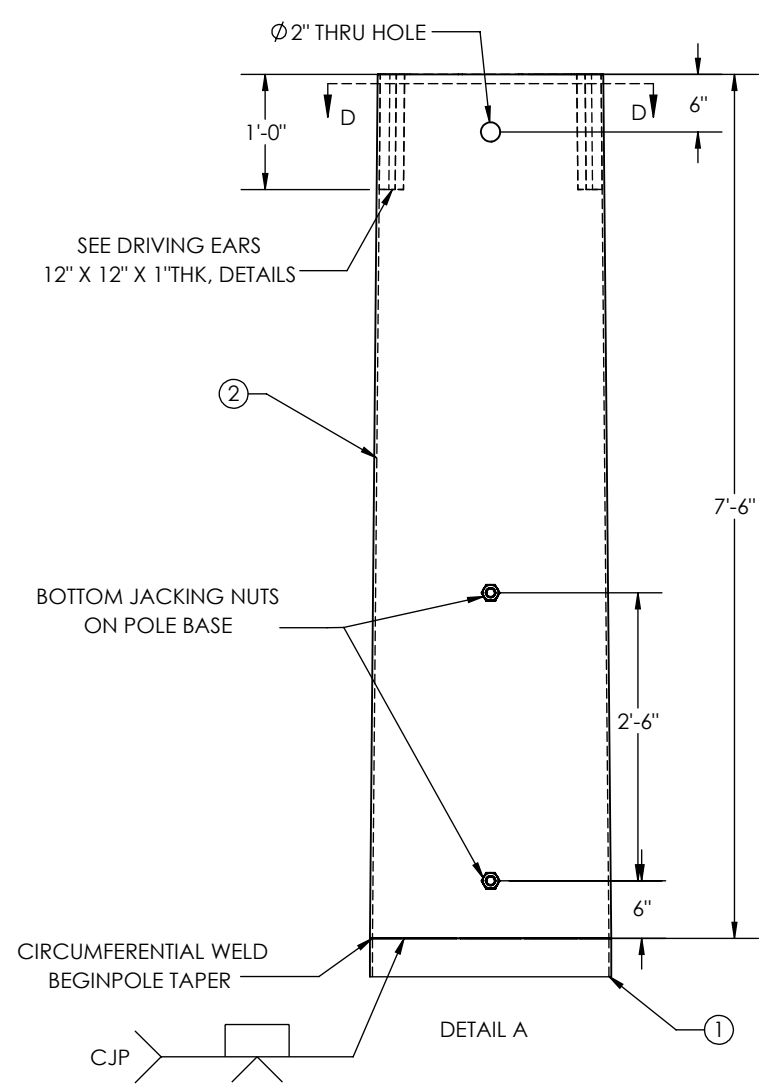
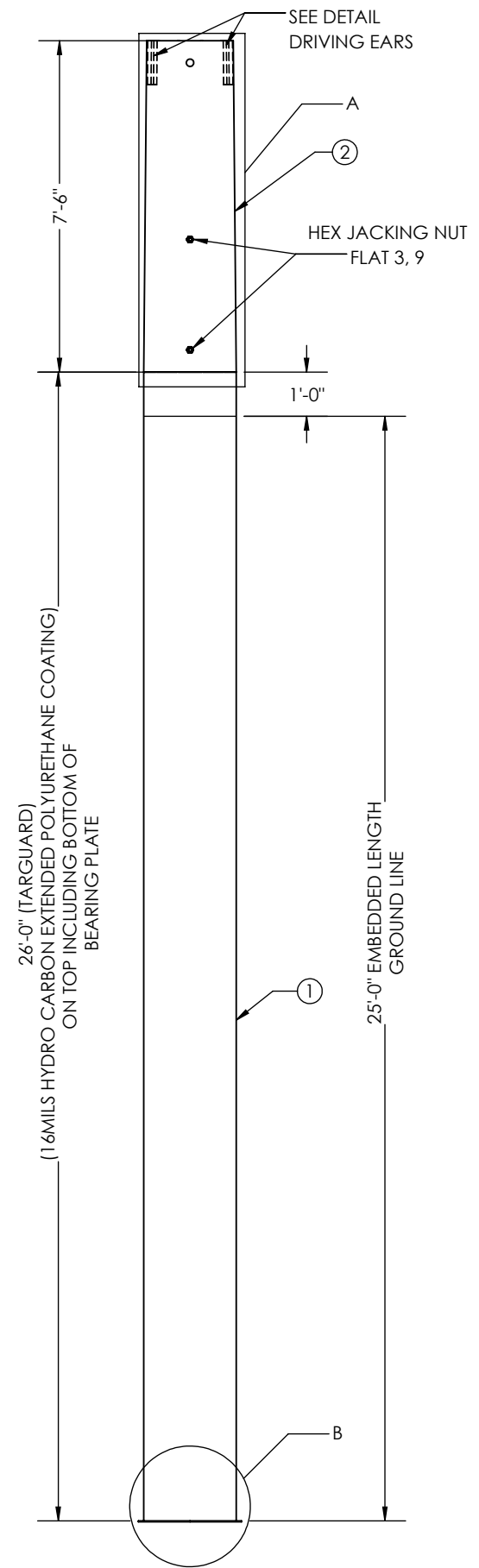
GUC
H7-85'
STR#: X
MM/YYYY
WEIGHT"XXXX
CHM# 22-10571
UGM : 720.74 FT-K

ID TAG DETAIL
3/8" ENGRAVED
X=126

- GENERAL NOTES:
1. SHAFT DIMENSIONS ARE 12 SIDED MEASURED FLAT TO FLAT.
 2. ALL FULL PENETRATION WELDS TO BE U.T. INSPECTED.
 3. WELDING CODE AWS D1.1.
 4. PLASTIC PLUGS INSTALLED IN ALL TAPPED HOLES & NUTS.

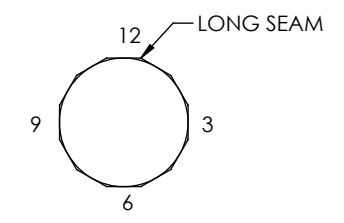
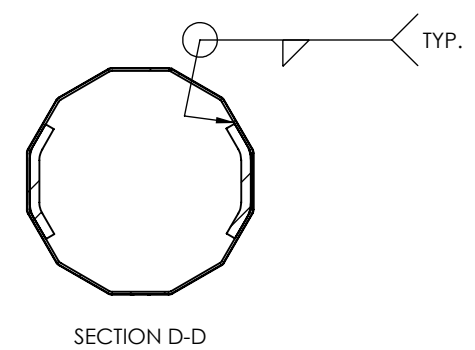
QTY: 1

<p>THIS DWG IS PROPERTY OF CHM INDUSTRIES AND CONTAINS PROPRIETARY INFORMATION WHICH MAY NOT BE COPIED OR REPRODUCED WITHOUT PRIOR WRITTEN CONSENT FROM CHM INDUSTRIES.</p> <p>CHM INDUSTRIES</p> <p>700 E. MCCLEROY, SUITE A SAGINAW, TEXAS 76179 682.286.0046 PH 682.286.0086 FX CHMINDUSTRIES.COM</p>		<p>DIMENSIONS ARE IN INCHES UNLESS OTHERWISE SPECIFIED</p> <p>TOLERANCES UNLESS OTHERWISE SPECIFIED</p> <p>GENERAL TOLERANCE: ±1/16 ANGULAR: ±0.5°</p>	<p>SPECIFICATIONS</p> <p>MATERIAL: -</p> <p>FINISH: GALVANIZED</p> <p>SCALE: NTS B</p> <p>DO NOT SCALE DRAWING</p>	<p>BY: TG</p> <p>DATE: 06/23/2022</p> <p>CHKD: -</p> <p>LAST REV.: -</p> <p>THIRD ANGLE PROJECTION</p>	<p>JOB NO.: 22-10571</p> <p>PART NO.: 10571-3400</p> <p>DWG NO.: 22-10571-3400</p> <p>SHEET: 1 OF 1</p>	<p>GREENVILLE UTILITES COMISSION</p> <p>H7-85'</p>
---	--	--	--	--	---	--

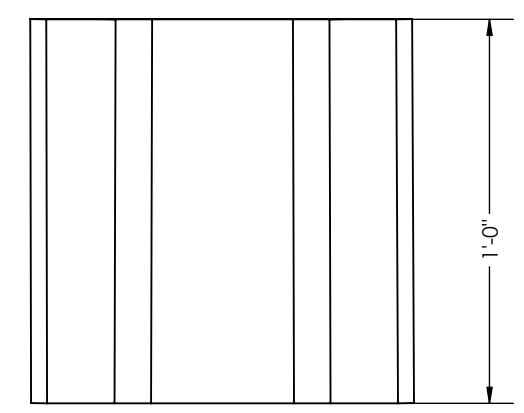
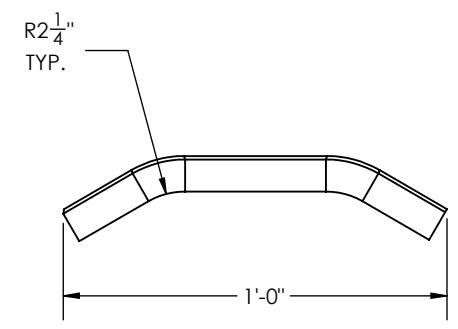


SECTION C-C

ITEM NO.	PART NUMBER	DESCRIPTION	MATERIAL	QTY.
1	10571-SECD014	SECTION POLE 25.13" X 25.13" X 0.25" X 26'-0"	A572 GR.65	1
2	10571-SECA012	SECTION, POLE, 25.13" X 23.50" X 0.25" X 7'-6"	A572 GR.65	1



ORIENTATION DETAIL TOP VIEW



DRIVING EARS DETAIL

TOTAL WEIGHT: 2521.00 lbs INCLUDING 6% WEIGHT OF GALVANIZED

GUC
H8-75'
STR#: X
MM/YYYY
WEIGHT"XXXX
CHM# 22-10571
UGM : 683.26 FT-K

ID TAG DETAIL
3/8" ENGRAVED
X=10,16,27,31

- GENERAL NOTES:
1. SHAFT DIMENSIONS ARE 12 SIDED MEASURED FLAT TO FLAT.
 2. ALL FULL PENETRATION WELDS TO BE U.T. INSPECTED.
 3. WELDING CODE AWS D1.1.
 4. PLASTIC PLUGS INSTALLED IN ALL TAPPED HOLES & NUTS.

APPROVED

QTY: 4

FACING FRONT OF POLE FLAT 6



700 E. MCCLEROY, SUITE A
SAGINAW, TEXAS 76179
682.286.0046 PH
682.286.0086 FX
CHMINDUSTRIES.COM

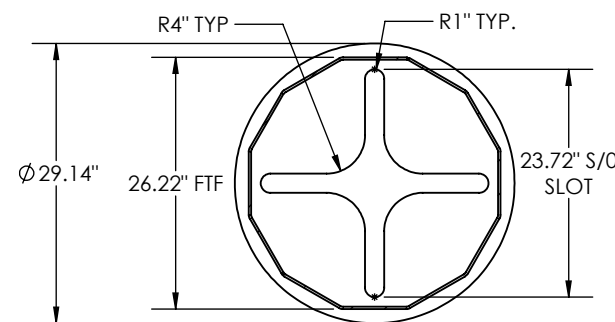
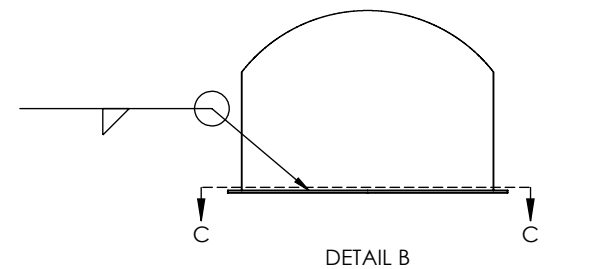
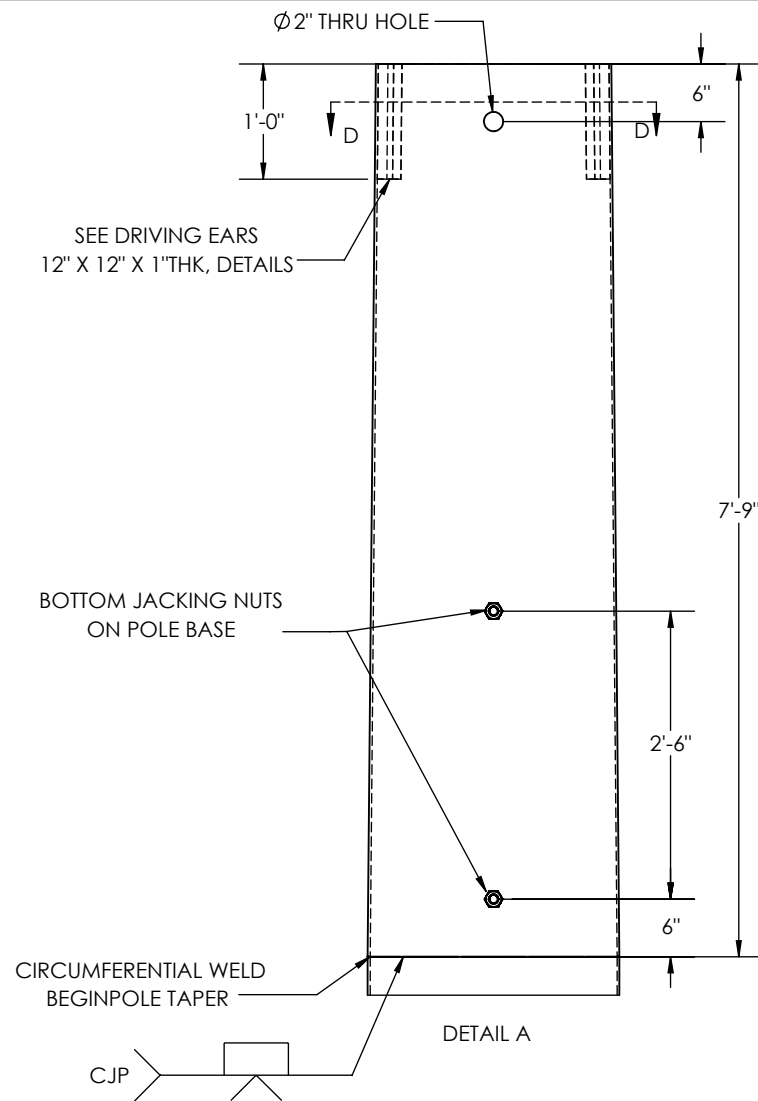
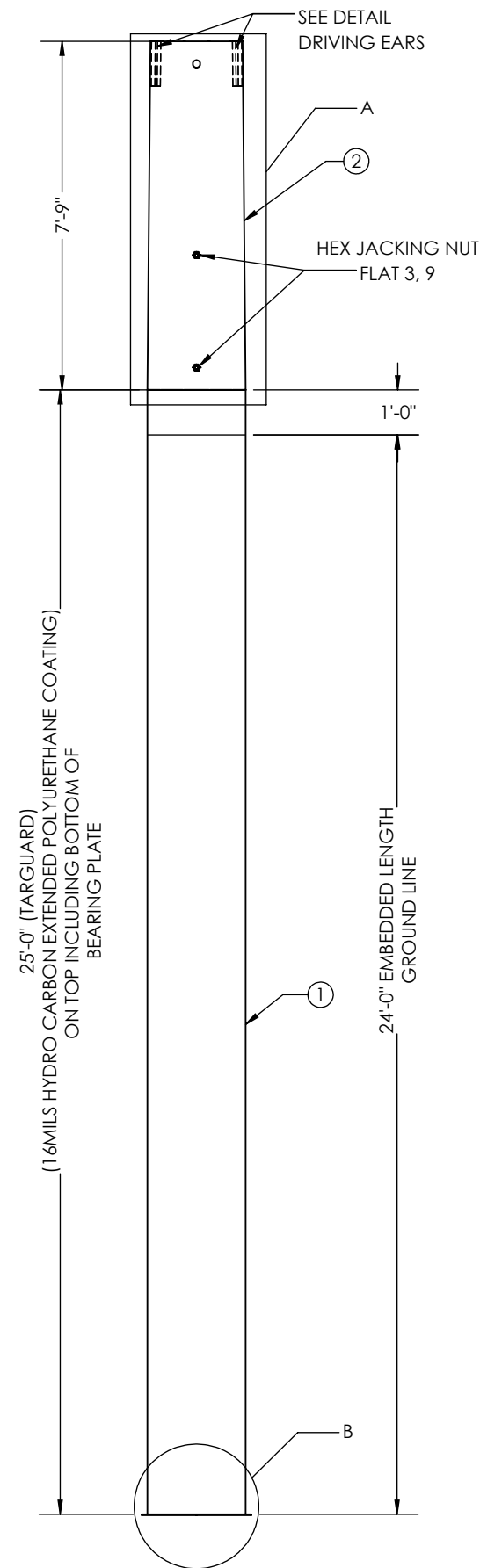
BREAK ALL SHARP EDGES .005/.015.
REMOVE ALL BURRS AND CHIPS

TOLERANCES UNLESS OTHERWISE SPECIFIED
GENERAL TOLERANCE: ±1/16
ANGULAR: ±0.5°

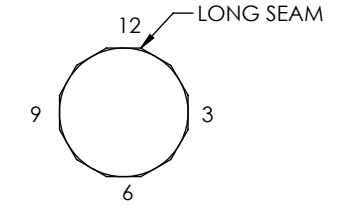
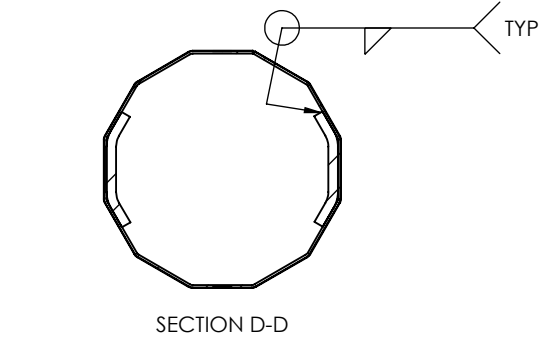
SPECIFICATIONS		BY	DATE
MATERIAL: -	FINISH: GALVANIZED	TG	06/23/2022
SCALE: NTS	THIRD ANGLE PROJECTION		

JOB NO.	PART NO.	DWG NO.	REV.
22-10571	10571-3600	22-10571-3600	-

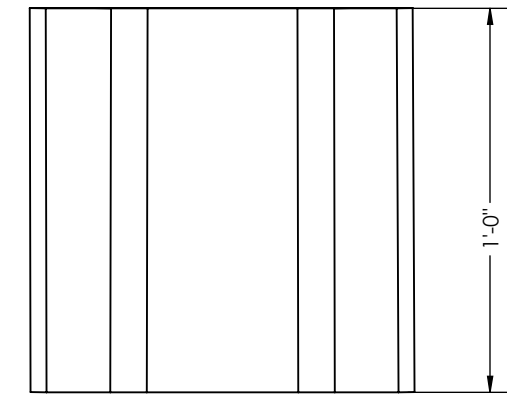
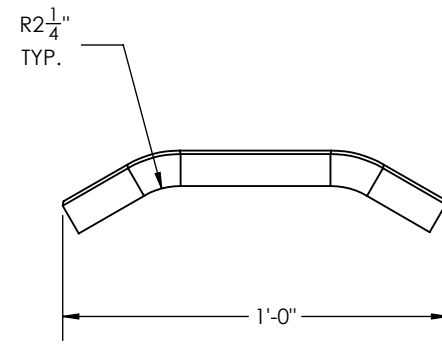
GREENVILLE UTILITES COMISSION
H8-75'



ITEM NO.	PART NUMBER	DESCRIPTION	MATERIAL	QTY.
1	10571-SECD015	SECTION POLE 26.22" X 26.22" X 0.25" X 25'-0"	A572 GR.65	1
2	10571-SECA013	SECTION, POLE, 26.22" X 24.53" X 0.25" X 7'-9"	A572 GR.65	1



ORIENTATION DETAIL
TOP VIEW



DRIVING EARS DETAIL

TOTAL WEIGHT: 2572.60 lbs
INCLUDING 6% WEIGHT OF GALVANIZED

GUC
H8-80'
STR#: X
MM/YYYY
WEIGHT"XXXX
CHM# 22-10571
UGM : 744.74 FT-K

ID TAG DETAIL
3/8" ENGRAVED
X=124

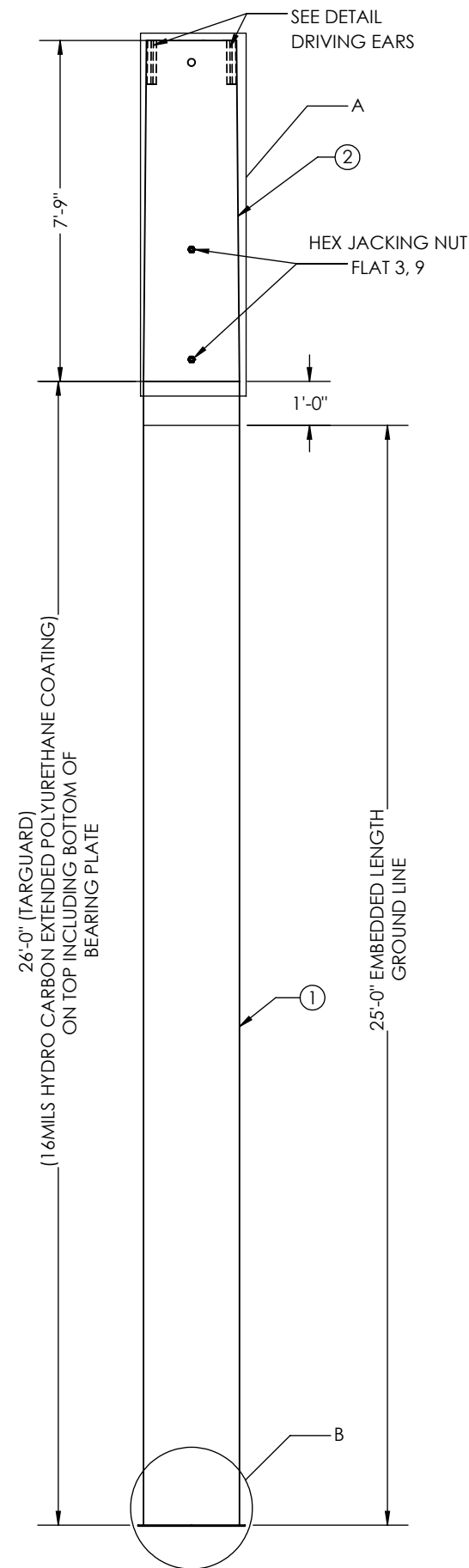
APPROVED

- GENERAL NOTES:
1. SHAFT DIMENSIONS ARE 12 SIDED MEASURED FLAT TO FLAT.
 2. ALL FULL PENETRATION WELDS TO BE U.T. INSPECTED.
 3. WELDING CODE AWS D1.1.
 4. PLASTIC PLUGS INSTALLED IN ALL TAPPED HOLES & NUTS.

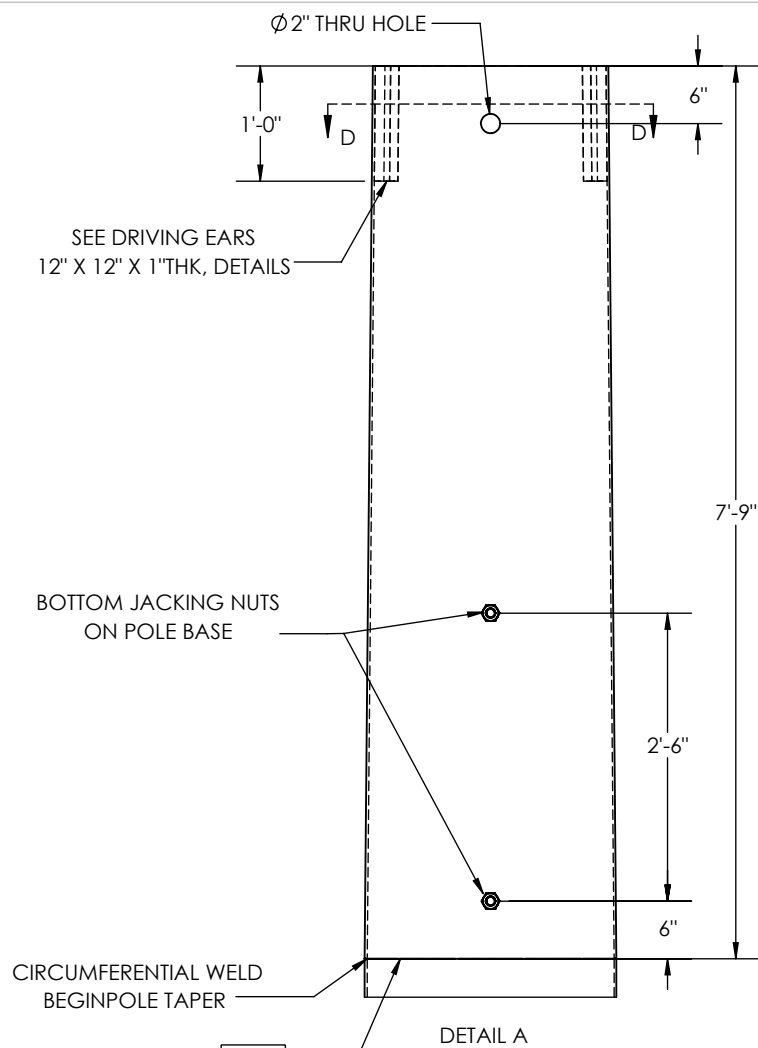
QTY: 1

FACING FRONT OF POLE
FLAT 6

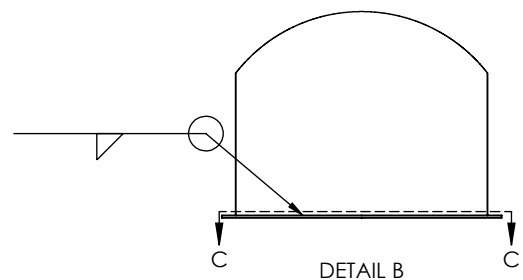
<p>700 E. MCCLEROY, SUITE A SAGINAW, TEXAS 76179 682.286.0046 PH 682.286.0086 FX CHMINDUSTRIES.COM</p>	<p>DIMENSIONS ARE IN INCHES UNLESS OTHERWISE SPECIFIED</p> <p>TOLERANCES UNLESS OTHERWISE SPECIFIED</p> <p>GENERAL TOLERANCE: ±1/16 ANGULAR: ±0.5°</p>	<p>SPECIFICATIONS</p> <p>MATERIAL: -</p>	<p>BY</p> <p>CREATED: TG</p>	<p>DATE</p> <p>06/23/2022</p>	<p>JOB NO.</p> <p>22-10571</p>	<p>PART NO.</p> <p>10571-3700</p>	<p>DWG NO.</p> <p>22-10571-3700</p>	<p>REV.</p> <p>-</p>
		<p>FINISH:</p> <p>GALVANIZED</p>	<p>CHK'D:</p> <p>-</p>	<p>LAST REV.:</p> <p>-</p>	<p>GREENVILLE UTILITES COMMISSION</p>			
		<p>SCALE:</p> <p>NTS B</p> <p>DO NOT SCALE DRAWING</p>	<p>THIRD ANGLE PROJECTION</p>		<p>H8-80'</p>			



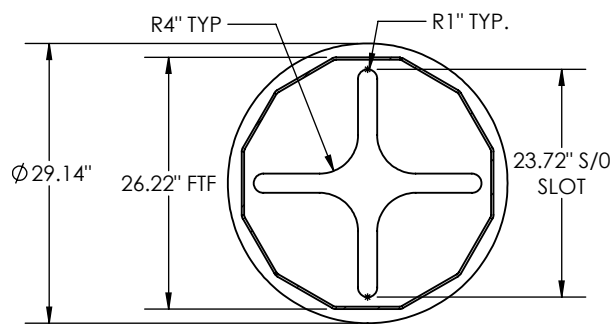
FACING FRONT OF POLE
FLAT 6



DETAIL A

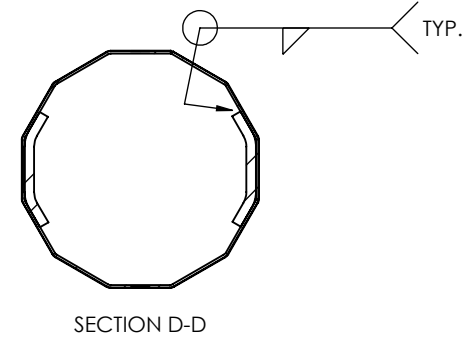


DETAIL B

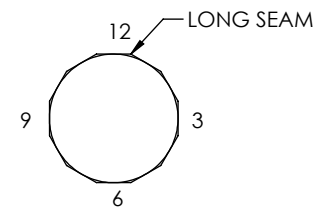


SECTION C-C

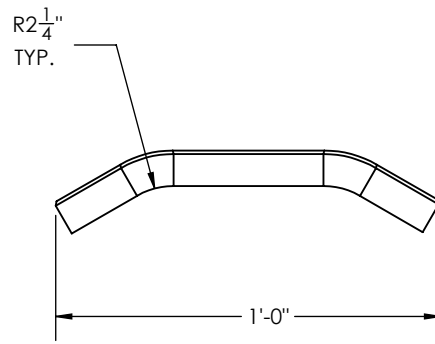
ITEM NO.	PART NUMBER	DESCRIPTION	MATERIAL	QTY.
1	10571-SECD016	SECTION POLE 26.22" X 26.22" X 0.25" X 26'-0"	A572 GR.65	1
2	10571-SECA013	SECTION, POLE, 26.22" X 24.53" X 0.25" X 7'-9"	A572 GR.65	1




SECTION D-D



ORIENTATION DETAIL
TOP VIEW



DRIVING EARS DETAIL



TOTAL WEIGHT: 2647.60 lbs
INCLUDING 6% WEIGHT OF GALVANIZED

GUC
H8-80'
STR#: X
MM/YYYY
WEIGHT"XXXX
CHM# 22-10571
UGM : 744.74 FT-K

ID TAG DETAIL
3/8" ENGRAVED
X=24,44,76,77,123.

APPROVED

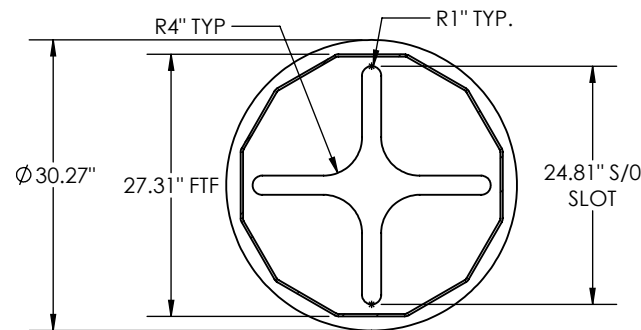
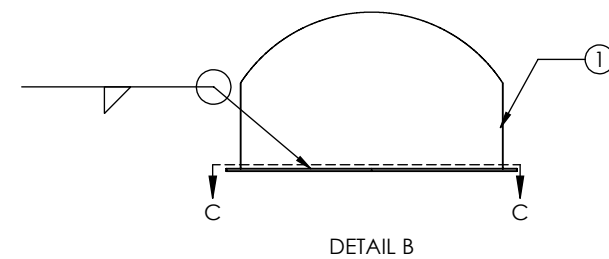
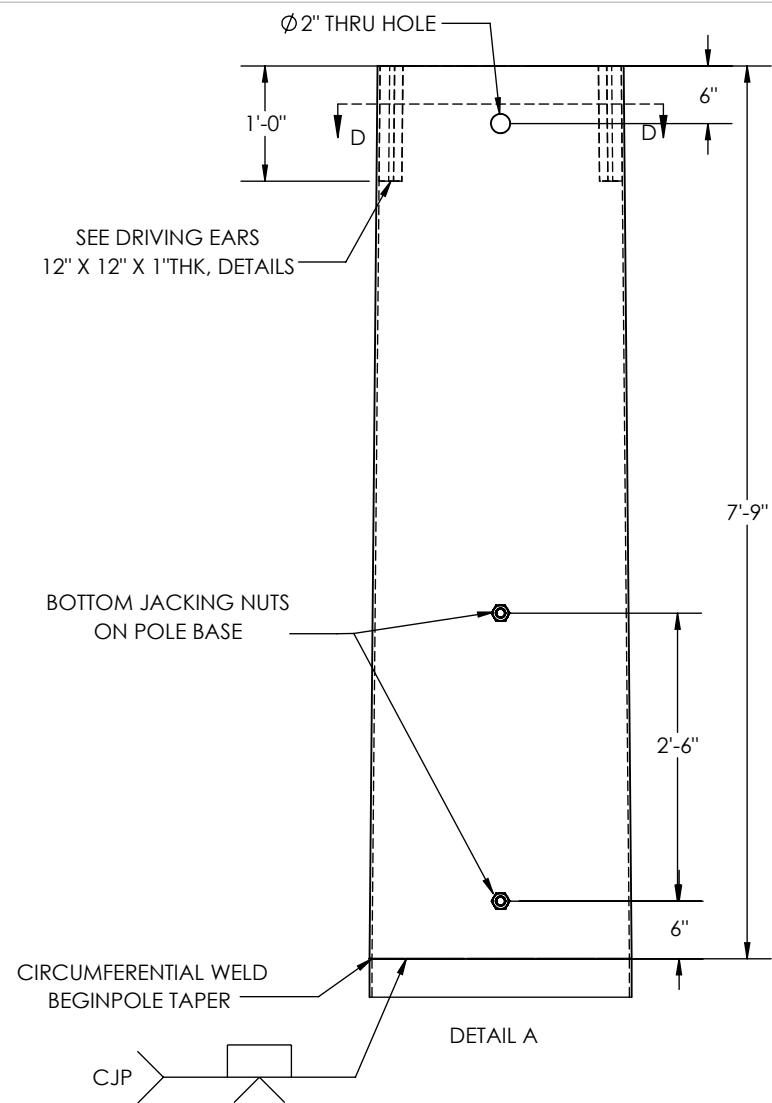
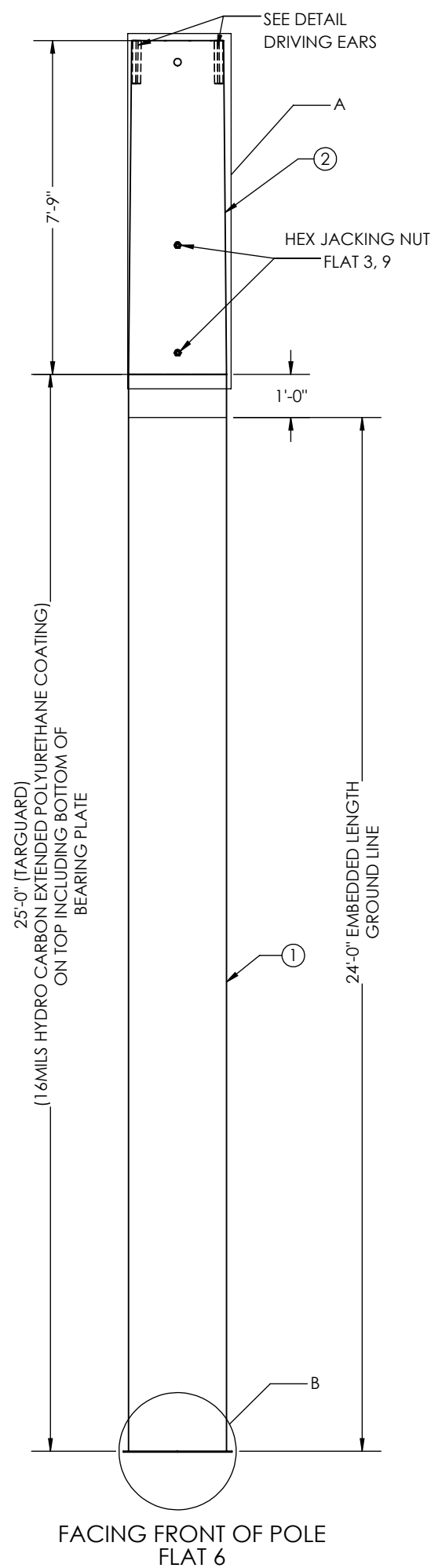
- GENERAL NOTES:
1. SHAFT DIMENSIONS ARE 12 SIDED MEASURED FLAT TO FLAT.
 2. ALL FULL PENETRATION WELDS TO BE U.T. INSPECTED.
 3. WELDING CODE AWS D1.1.
 4. PLASTIC PLUGS INSTALLED IN ALL TAPPED HOLES & NUTS.

QTY: 5

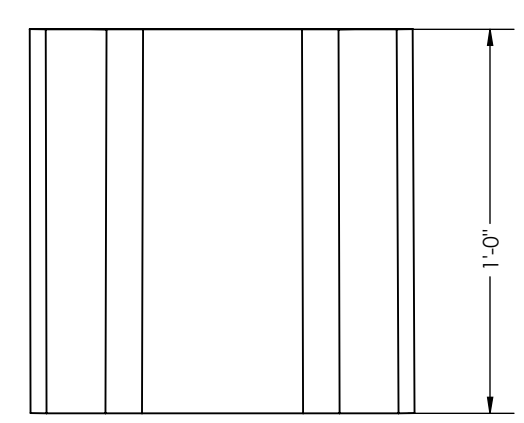
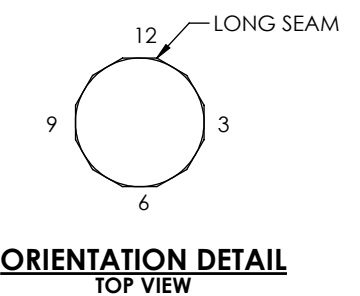
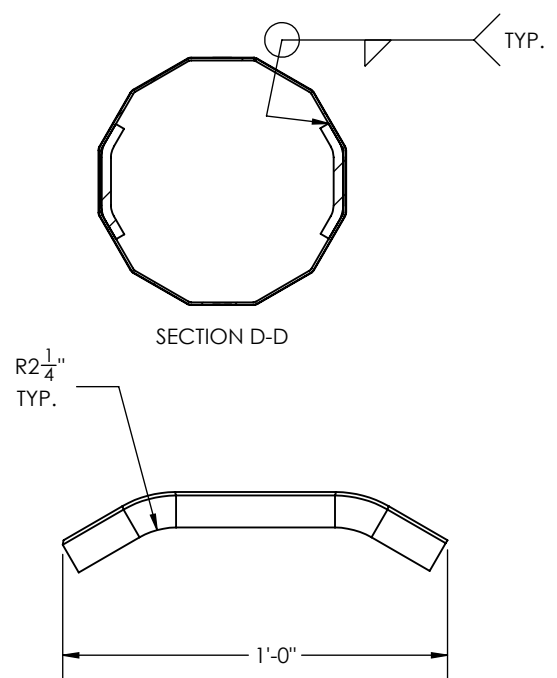
<p>700 E. MCCLEROY, SUITE A SAGINAW, TEXAS 76179 682.286.0046 PH 682.286.0086 FX CHMINDUSTRIES.COM</p>	<p>DIMENSIONS ARE IN INCHES UNLESS OTHERWISE SPECIFIED</p> <p>TOLERANCES UNLESS OTHERWISE SPECIFIED</p> <p>GENERAL TOLERANCE: ±1/16 ANGULAR: ±0.5°</p>	SPECIFICATIONS		BY	DATE	JOB NO.	PART NO.	DWG NO.	REV.		
		MATERIAL: -		CREATED: TG	06/23/2022	22-10571	10571-3700	22-10571-3700	SHEET: 1 OF 1	-	
		FINISH: GALVANIZED		CHK'D: -	-	-	-	-	-	-	-
		SCALE: NTS B		LAST REV.: -	-	-	-	-	-	-	-
DO NOT SCALE DRAWING		THIRD ANGLE PROJECTION									

GREENVILLE UTILITES COMISSION

H8-80'



ITEM NO.	PART NUMBER	DESCRIPTION	MATERIAL	QTY.
1	10571-SECD017	SECTION POLE 27.31" X 27.31" X 0.25" X 25'-0"	A572 GR.65	1
2	10571-SECA014	SECTION, POLE, 27.31" X 25.62" X 0.25" X 7'-9"	A572 GR.65	1



TOTAL WEIGHT: 2597.00 lbs
INCLUDING 6% WEIGHT OF GALVANIZED

GUC
H8-85'
STR#: X
MM/YYYY
WEIGHT"XXXX
CHM# 22-10571
UGM : 808.87 FT-K

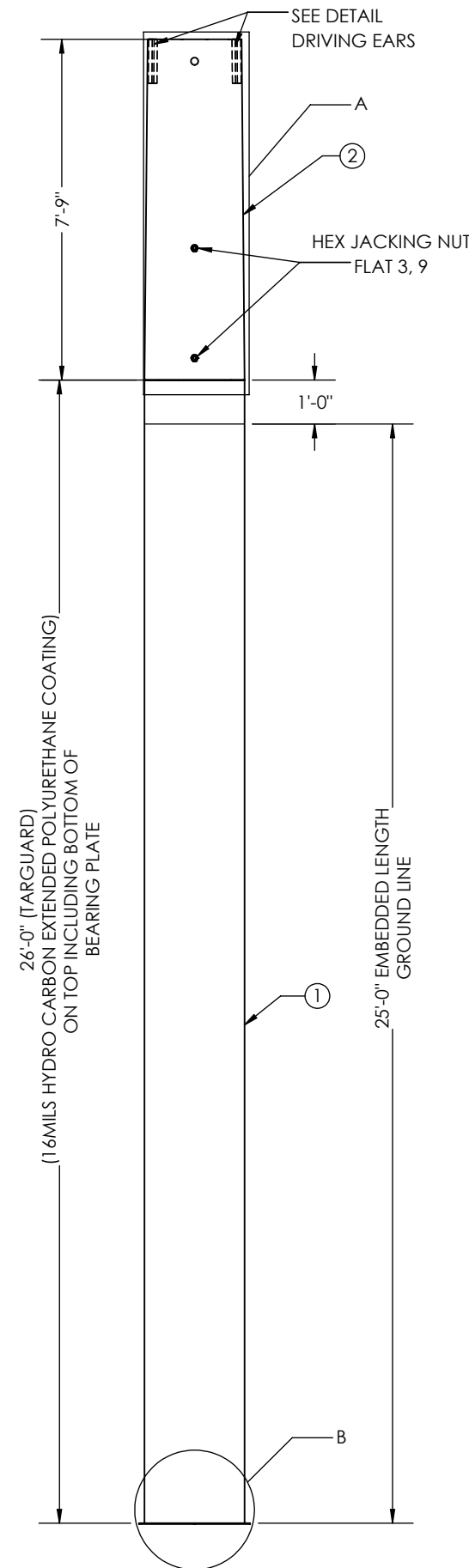
ID TAG DETAIL
3/8" ENGRAVED
X=84,122,136,155.

APPROVED

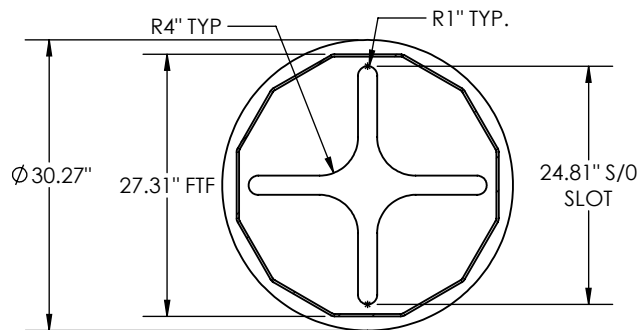
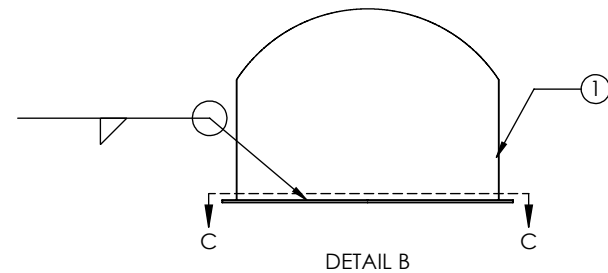
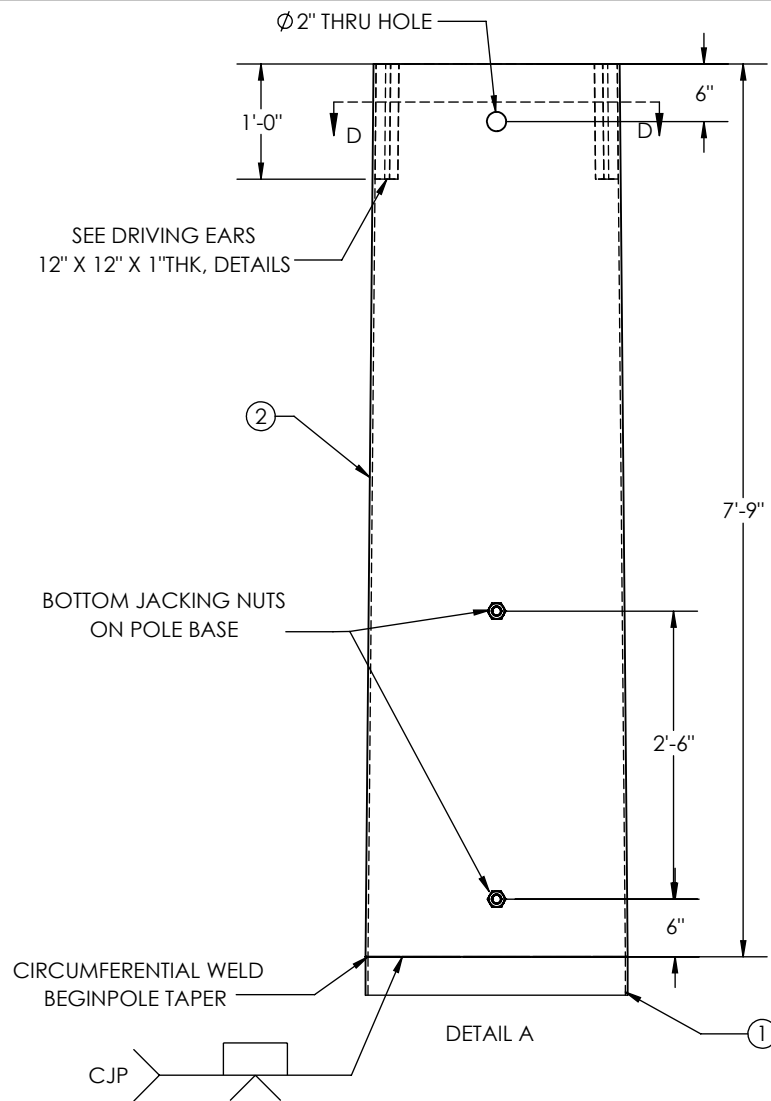
- GENERAL NOTES:
1. SHAFT DIMENSIONS ARE 12 SIDED MEASURED FLAT TO FLAT.
 2. ALL FULL PENETRATION WELDS TO BE U.T. INSPECTED.
 3. WELDING CODE AWS D1.1.
 4. PLASTIC PLUGS INSTALLED IN ALL TAPPED HOLES & NUTS.

QTY: 4

THIS DWG IS PROPERTY OF CHM INDUSTRIES AND CONTAINS PROPRIETARY INFORMATION WHICH MAY NOT BE COPIED OR REPRODUCED WITHOUT PRIOR WRITTEN CONSENT FROM CHM INDUSTRIES.		DIMENSIONS ARE IN INCHES UNLESS OTHERWISE SPECIFIED		SPECIFICATIONS MATERIAL: - FINISH: GALVANIZED SCALE: NTS B DO NOT SCALE DRAWING		BY: TG DATE: 06/23/2022		JOB NO.: 22-10571 PART NO.: 10571-3800 DWG NO.: 22-10571-3800 SHEET: 1 OF 1		REV.: -	
		700 E. MCCLEROY, SUITE A SAGINAW, TEXAS 76179 682.286.0046 PH 682.286.0086 FX CHMINDUSTRIES.COM		BREAK ALL SHARP EDGES .005/.015. REMOVE ALL BURRS AND CHIPS		TOLERANCES UNLESS OTHERWISE SPECIFIED GENERAL TOLERANCE: ±1/16 ANGULAR: ±0.5°		GREENVILLE UTILITES COMISSION H8-85'			


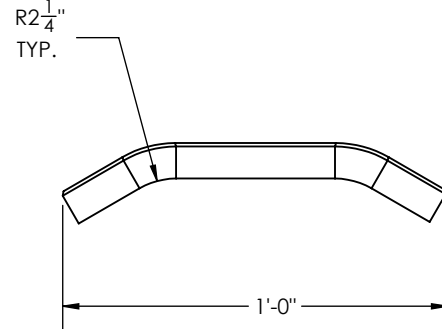
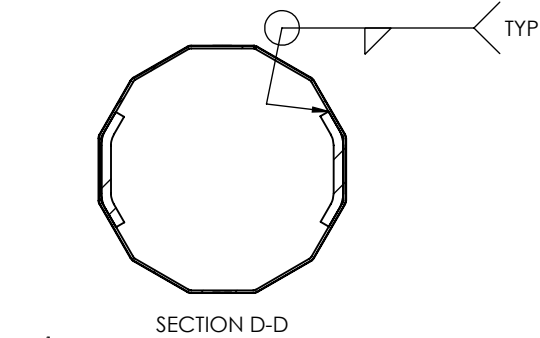


FACING FRONT OF POLE
FLAT 6

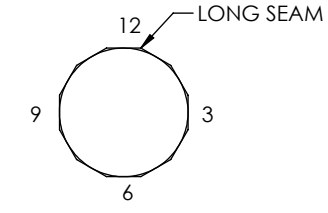


SECTION C-C

ITEM NO.	PART NUMBER	DESCRIPTION	MATERIAL	QTY.
1	10571-SECD018	SECTION POLE 27.31" X 27.31" X 0.25" X 26'-0"	A572 GR.65	1
2	10571-SECA014	SECTION, POLE, 27.31" X 25.62" X 0.25" X 7'-9"	A572 GR.65	1



DRIVING EARS DETAIL



ORIENTATION DETAIL
TOP VIEW

TOTAL WEIGHT: 2757.60 lbs
INCLUDING 6% WEIGHT OF GALVANIZED

GUC
H8-85'
STR#: X
MM/YYYY
WEIGHT"XXXX
CHM# 22-10571
UGM : 808.87 FT-K

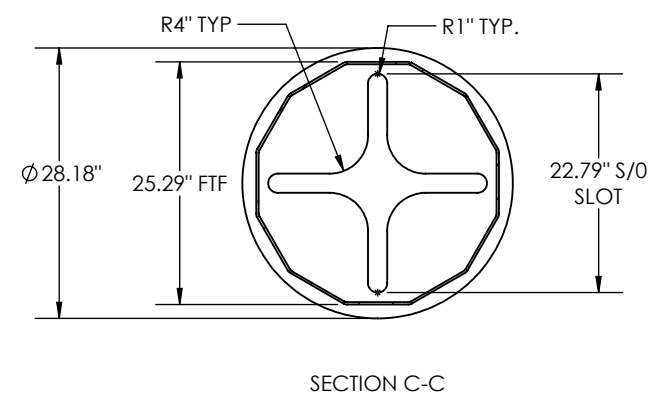
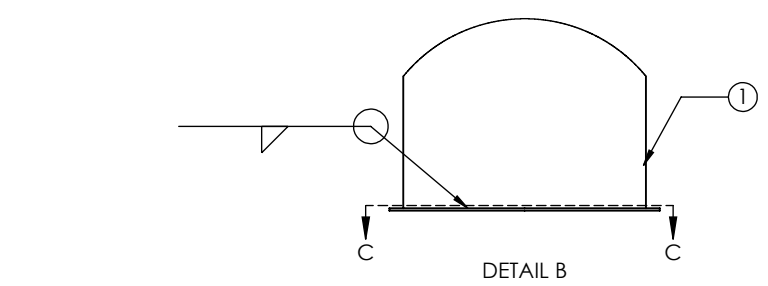
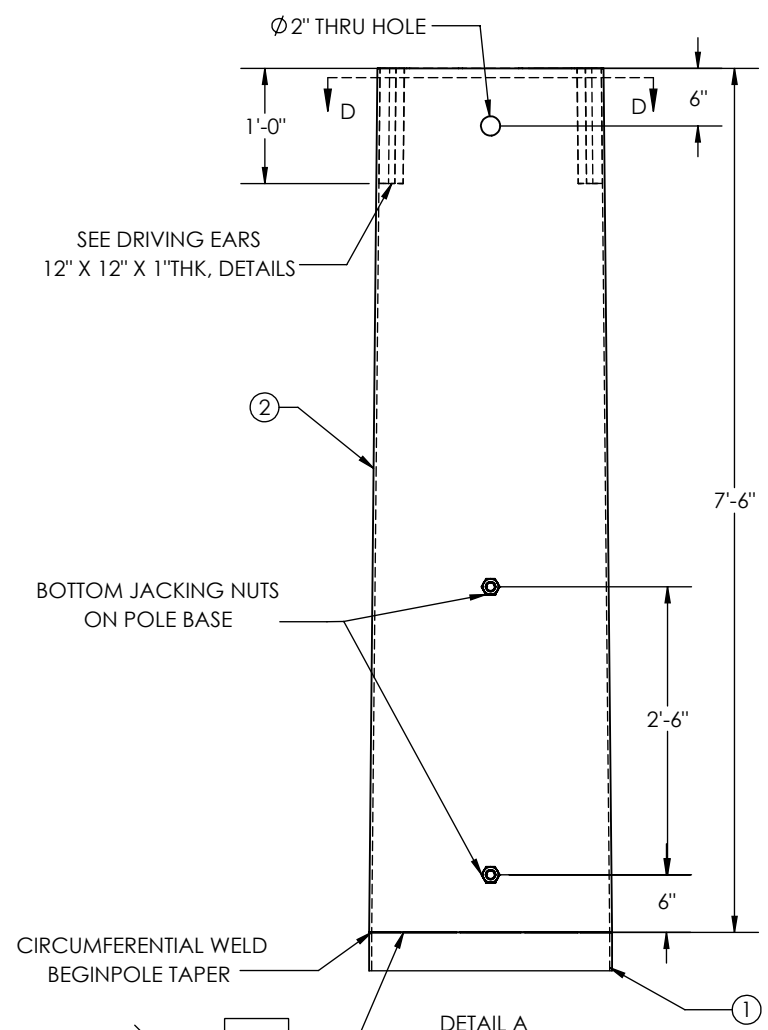
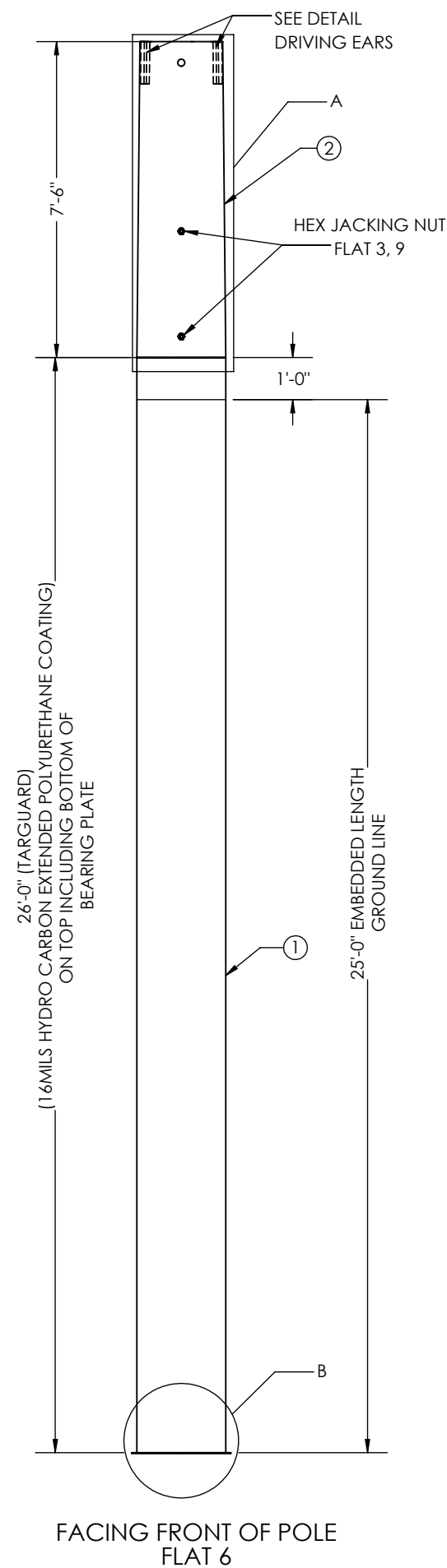
ID TAG DETAIL
3/8" ENGRAVED
X=127,128,129

APPROVED

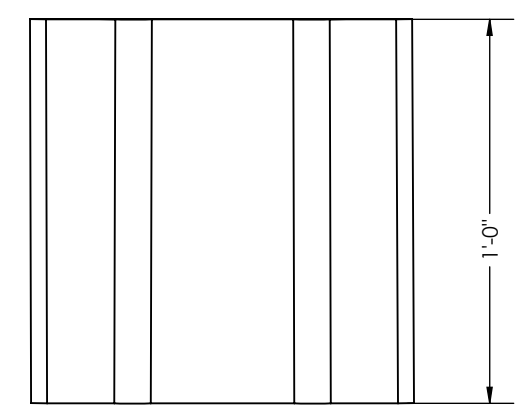
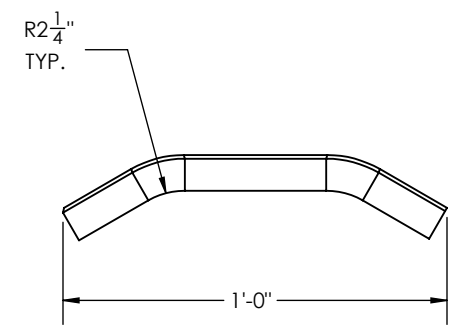
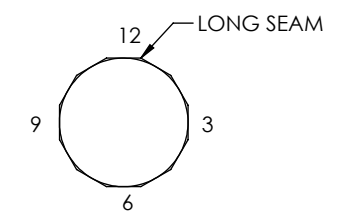
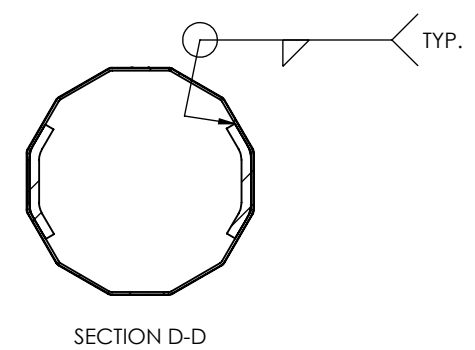
- GENERAL NOTES:
1. SHAFT DIMENSIONS ARE 12 SIDED MEASURED FLAT TO FLAT.
 2. ALL FULL PENETRATION WELDS TO BE U.T. INSPECTED.
 3. WELDING CODE AWS D1.1.
 4. PLASTIC PLUGS INSTALLED IN ALL TAPPED HOLES & NUTS.

QTY: 3

	700 E. MCCLEROY, SUITE A SAGINAW, TEXAS 76179 682.286.0046 PH 682.286.0086 FX CHMINDUSTRIES.COM	DIMENSIONS ARE IN INCHES UNLESS OTHERWISE SPECIFIED TOLERANCES UNLESS OTHERWISE SPECIFIED GENERAL TOLERANCE: ±1/16 ANGULAR: ±0.5°	SPECIFICATIONS MATERIAL: -	BY: TG DATE: 06/23/2022	JOB NO.: 22-10571	PART NO.: 10571-3800	DWG NO.: 22-10571-3800 SHEET: 1 OF 1	REV.: -
			FINISH: GALVANIZED SCALE: NTS B DO NOT SCALE DRAWING	CHKD: - LAST REV.: - THIRD ANGLE PROJECTION	GREENVILLE UTILITES COMMISSION H8-85'			



ITEM NO.	PART NUMBER	DESCRIPTION	MATERIAL	QTY.
1	10571-SECD019	SECTION POLE 25.29" X 25.29" X 0.25" X 26'-0"	A572 GR.65	1
2	10571-SECA015	SECTION, POLE, 25.29" X 23.55" X 0.25" X 7'-6"	A572 GR.65	1



TOTAL WEIGHT: 2535.62 lbs
INCLUDING 6% WEIGHT OF GALVANIZED

GUC
H9-70'
STR#: X
MM/YYYY
WEIGHT"XXXX
CHM# 22-10571
UGM : 692.15 FT-K

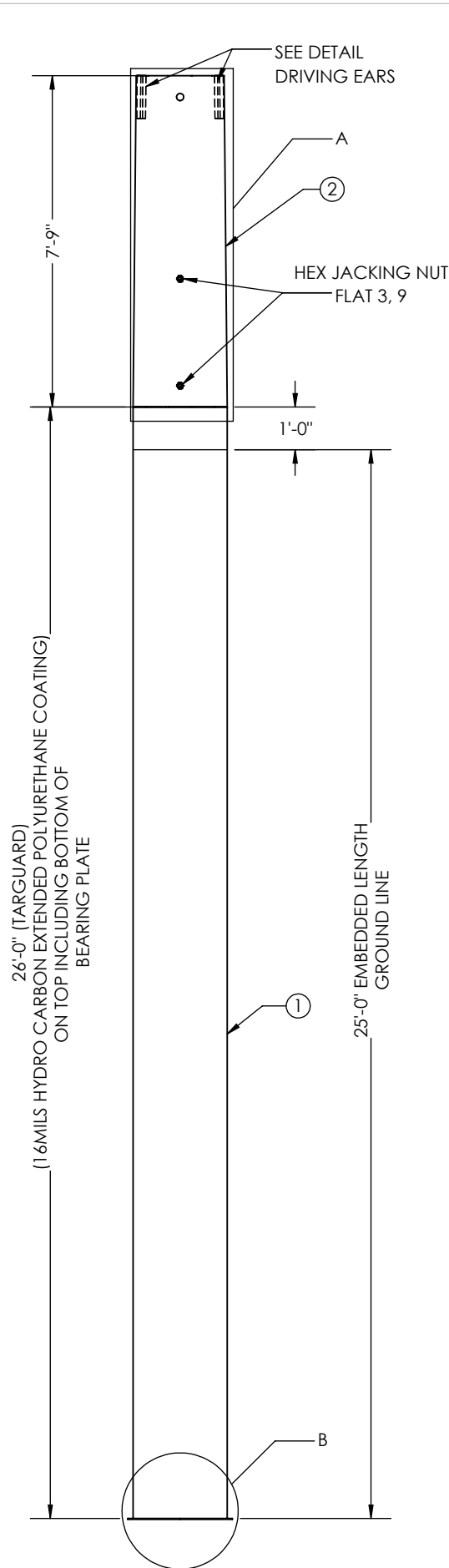
ID TAG DETAIL
3/8" ENGRAVED
X=72

- GENERAL NOTES:
1. SHAFT DIMENSIONS ARE 12 SIDED MEASURED FLAT TO FLAT.
 2. ALL FULL PENETRATION WELDS TO BE U.T. INSPECTED.
 3. WELDING CODE AWS D1.1.
 4. PLASTIC PLUGS INSTALLED IN ALL TAPPED HOLES & NUTS.

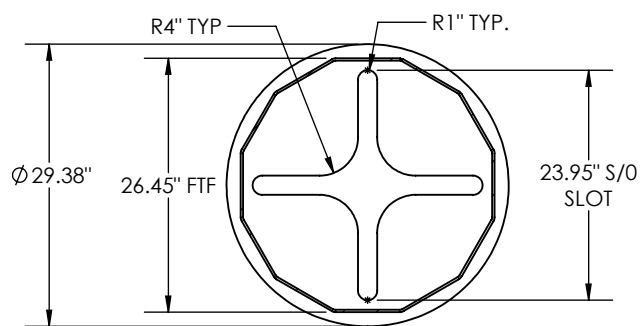
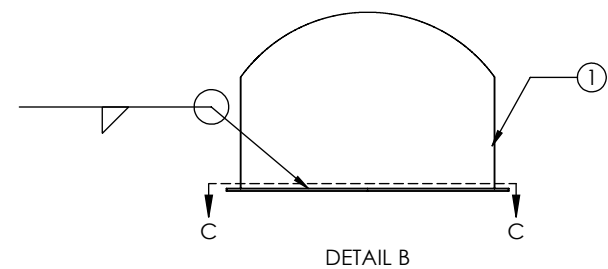
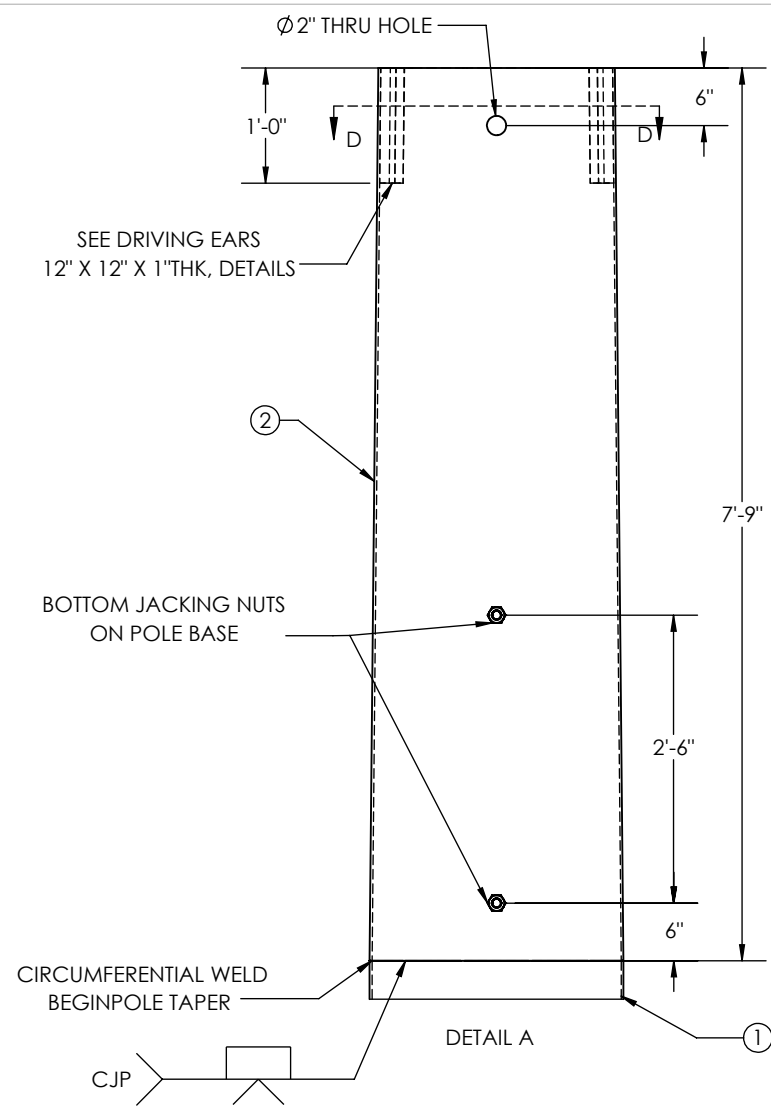
QTY: 1

APPROVED

<p>700 E. MCCLEROY, SUITE A SAGINAW, TEXAS 76179 682.286.0046 PH 682.286.0086 FX CHMINDUSTRIES.COM</p>	<p>DIMENSIONS ARE IN INCHES UNLESS OTHERWISE SPECIFIED</p> <p>TOLERANCES UNLESS OTHERWISE SPECIFIED</p> <p>GENERAL TOLERANCE: ±1/16 ANGULAR: ±0.5°</p>	<p>SPECIFICATIONS</p> <p>MATERIAL: -</p>	<p>BY: TG</p> <p>DATE: 06/23/2022</p>	<p>JOB NO.: 22-10571</p>	<p>PART NO.: 10571-3900</p>	<p>DWG NO.: 22-10571-3900</p> <p>SHEET: 1 OF 1</p>	<p>REV.: -</p>	
		<p>FINISH: GALVANIZED</p>	<p>CHKD: -</p>	<p>LAST REV.: -</p>	<p>GREENVILLE UTILITES COMISSION</p> <p>H9-70'</p>			
		<p>SCALE: NTS B</p> <p>DO NOT SCALE DRAWING</p>	<p>THIRD ANGLE PROJECTION</p>					


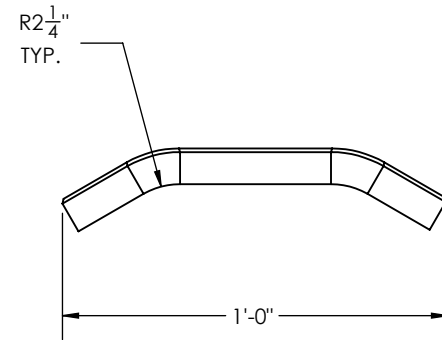
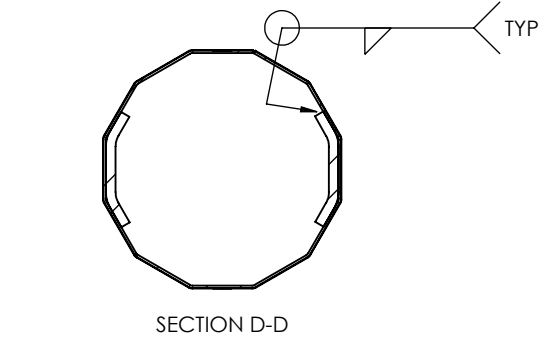


FACING FRONT OF POLE
FLAT 6

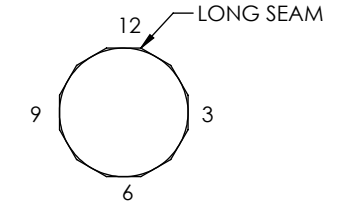


SECTION C-C

ITEM NO.	PART NUMBER	DESCRIPTION	MATERIAL	QTY.
1	10571-SECD020	SECTION POLE 26.45" X 26.45" X 0.25" X 26'-0"	A572 GR.65	1
2	10571-SECA016	SECTION, POLE, 26.45" X 24.65" X 0.25" X 7'-9"	A572 GR.65	1



DRIVING EARS DETAIL



ORIENTATION DETAIL
TOP VIEW

TOTAL WEIGHT: 2669.60 lbs
INCLUDING 6% WEIGHT OF GALVANIZED

GUC
H9-75'
STR#: X
MM/YYYY
WEIGHT"XXXX
CHM# 22-10571
UGM : 758.23 FT-K

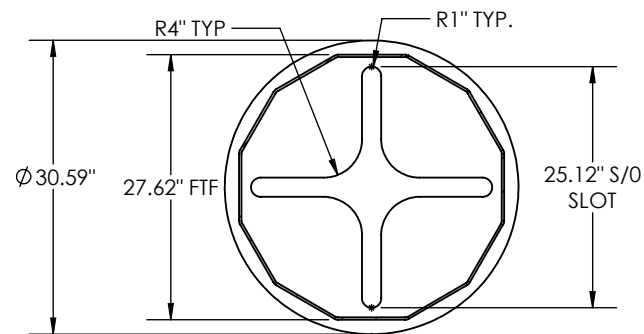
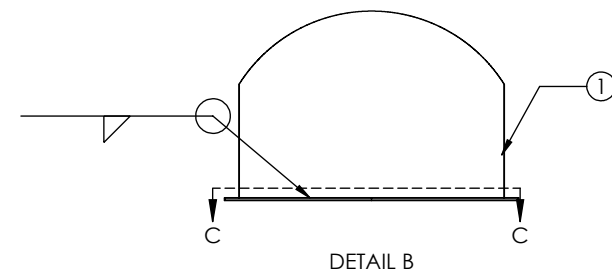
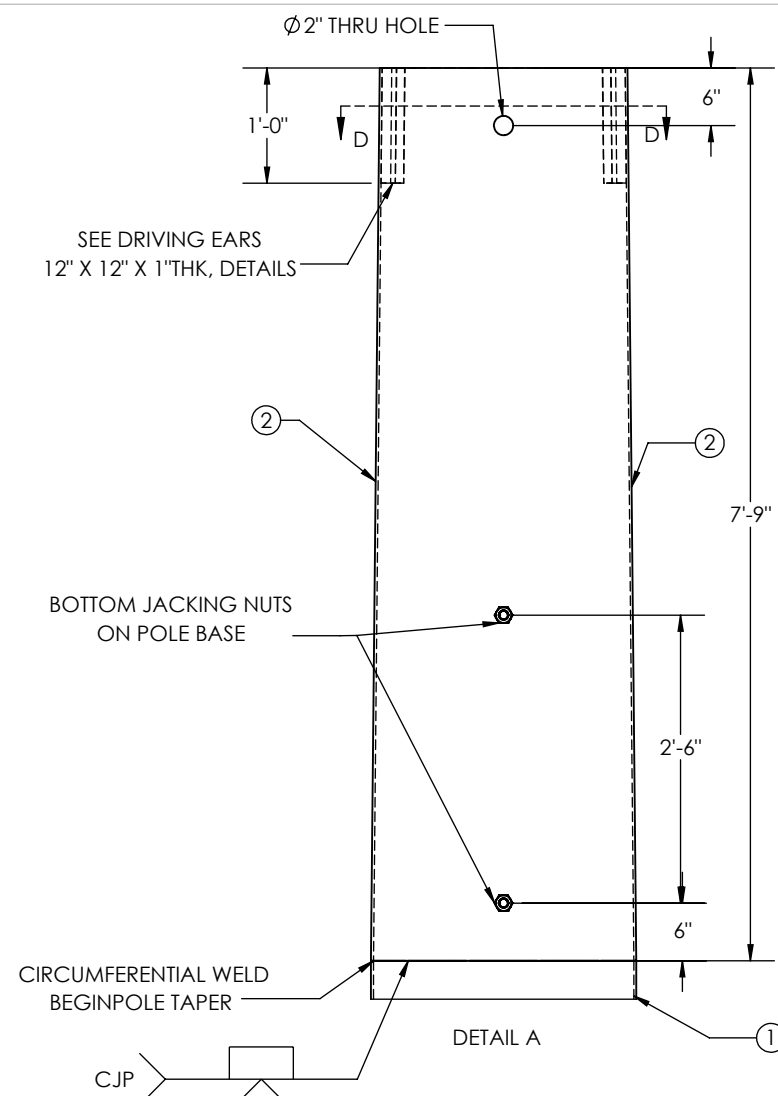
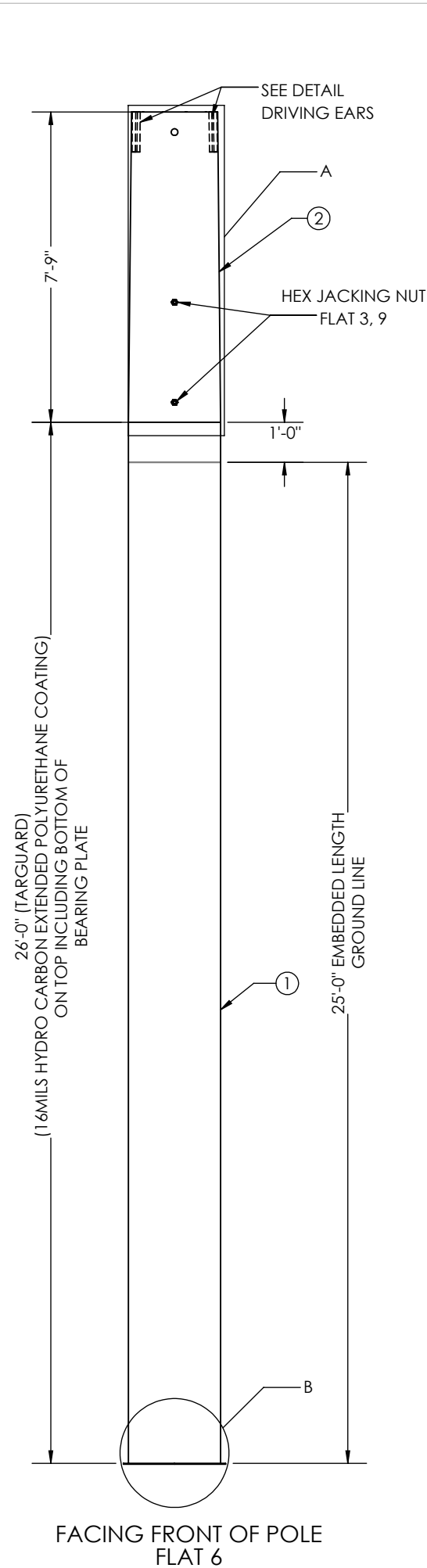
ID TAG DETAIL
3/8" ENGRAVED
X=32

- GENERAL NOTES:
1. SHAFT DIMENSIONS ARE 12 SIDED MEASURED FLAT TO FLAT.
 2. ALL FULL PENETRATION WELDS TO BE U.T. INSPECTED.
 3. WELDING CODE AWS D1.1.
 4. PLASTIC PLUGS INSTALLED IN ALL TAPPED HOLES & NUTS.

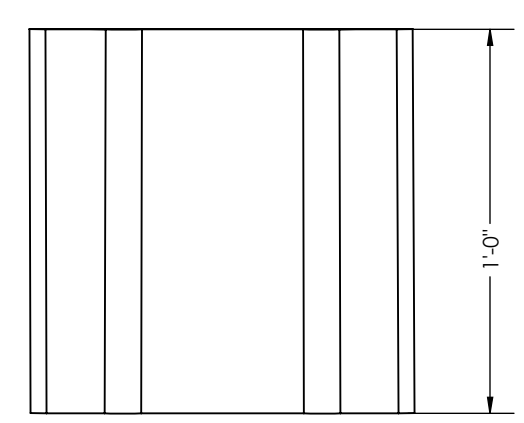
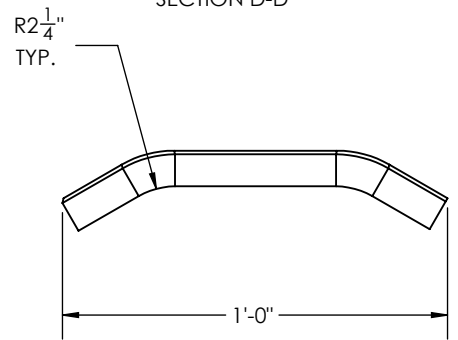
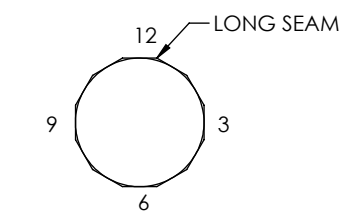
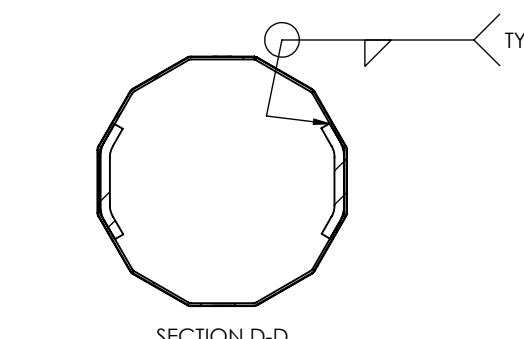
APPROVED

QTY: 1

THIS DWG IS PROPERTY OF CHM INDUSTRIES AND CONTAINS PROPRIETARY INFORMATION WHICH MAY NOT BE COPIED OR REPRODUCED WITHOUT PRIOR WRITTEN CONSENT FROM CHM INDUSTRIES.		DIMENSIONS ARE IN INCHES UNLESS OTHERWISE SPECIFIED		SPECIFICATIONS		BY	DATE	JOB NO.	PART NO.	DWG NO.	REV.
		700 E. MCCLEROY, SUITE A SAGINAW, TEXAS 76179 682.286.0046 PH 682.286.0086 FX CHMINDUSTRIES.COM		MATERIAL: -		CREATED: TG	06/23/2022	22-10571	10571-4000	22-10571-4000	-
				FINISH: GALVANIZED		CHK'D: -	-	SHEET: 1 OF 1			
				SCALE: NTS B		LAST REV.: -	-	THIRD ANGLE PROJECTION			
		BREAK ALL SHARP EDGES .005/.015. REMOVE ALL BURRS AND CHIPS		TOLERANCES UNLESS OTHERWISE SPECIFIED GENERAL TOLERANCE: ±1/16 ANGULAR: ±0.5°		DO NOT SCALE DRAWING		GREENVILLE UTILITES COMISSION H9-75'			



ITEM NO.	PART NUMBER	DESCRIPTION	MATERIAL	QTY.
1	10571-SECD021	SECTION POLE 27.62" X 27.62" X 0.25" X 26'-0"	A572 GR.65	1
2	10571-SECA017	SECTION, POLE, 27.62" X 25.82" X 0.25" X 7'-9"	A572 GR.65	1



TOTAL WEIGHT: 2784.00 lbs
INCLUDING 6% WEIGHT OF GALVANIZED

GUC
 H9-80'
 STR#: X
 MM/YYYY
 WEIGHT"XXXX
 CHM# 22-10571
 UGM : 827.32 FT-K

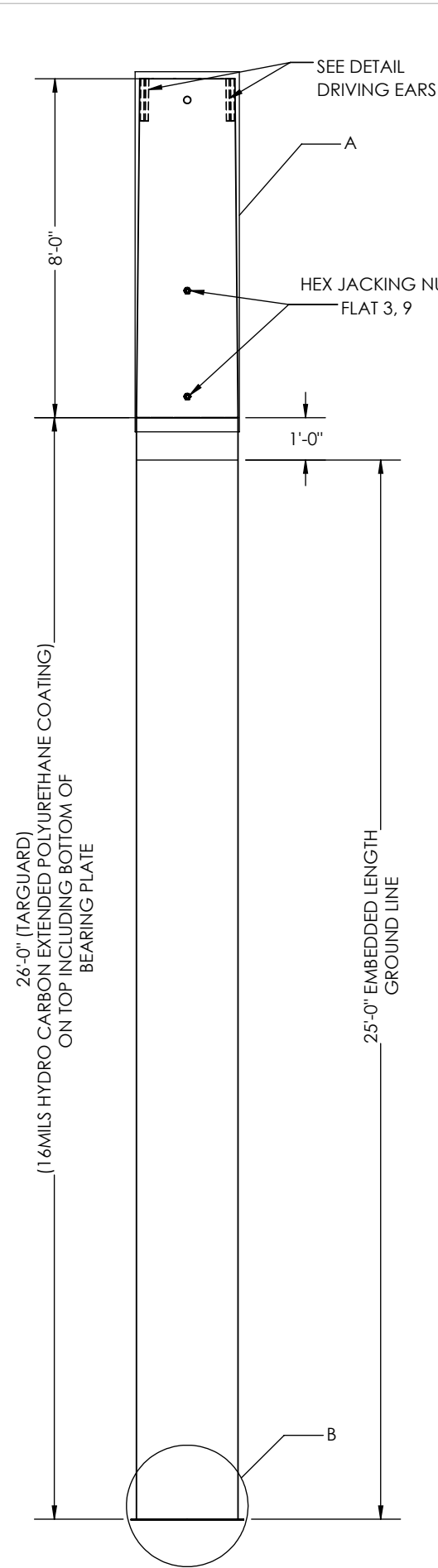
ID TAG DETAIL
 3/8" ENGRAVED
 X=7,20,29,59,79

- GENERAL NOTES:
1. SHAFT DIMENSIONS ARE 12 SIDED MEASURED FLAT TO FLAT.
 2. ALL FULL PENETRATION WELDS TO BE U.T. INSPECTED.
 3. WELDING CODE AWS D1.1.
 4. PLASTIC PLUGS INSTALLED IN ALL TAPPED HOLES & NUTS.

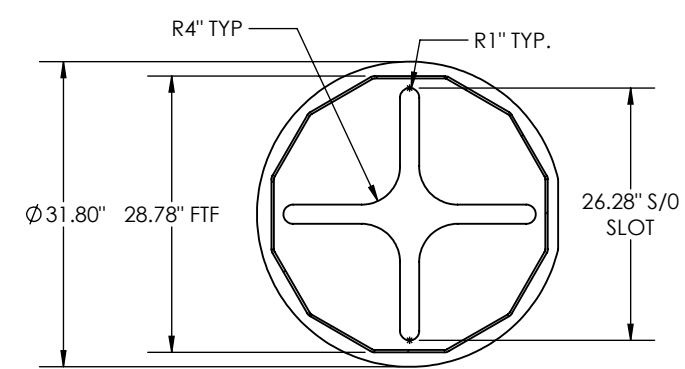
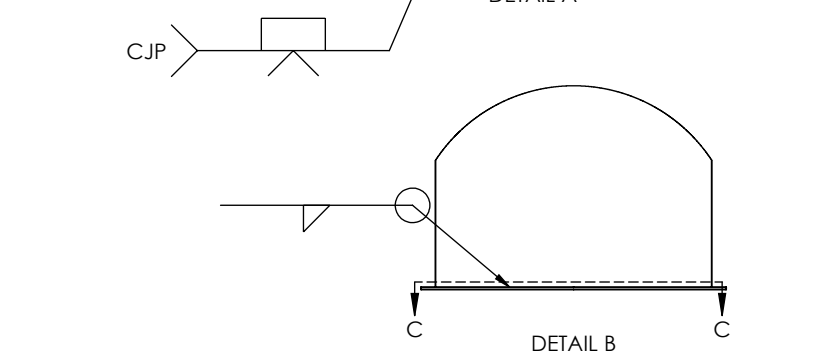
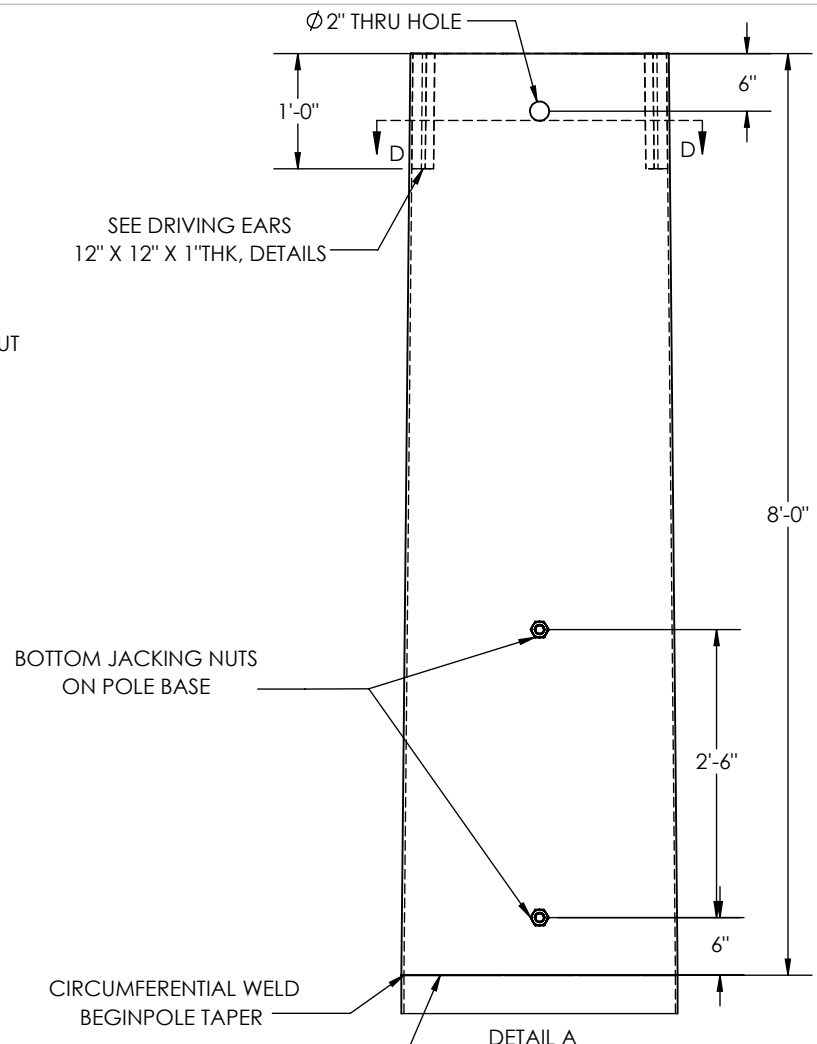
APPROVED

QTY: 5

<small>THIS DWG IS PROPERTY OF CHM INDUSTRIES AND CONTAINS PROPRIETARY INFORMATION WHICH MAY NOT BE COPIED OR REPRODUCED WITHOUT PRIOR WRITTEN CONSENT FROM CHM INDUSTRIES.</small>		<small>DIMENSIONS ARE IN INCHES UNLESS OTHERWISE SPECIFIED</small>		SPECIFICATIONS MATERIAL: - FINISH: GALVANIZED SCALE: NTS B <small>DO NOT SCALE DRAWING</small>		BY CREATED: TG DATE 06/23/2022		JOB NO. 22-10571		PART NO. 10571-4100		DWG NO. 22-10571-4100 <small>SHEET: 1 OF 1</small>		REV. -					
				700 E. MCCLEROY, SUITE A SAGINAW, TEXAS 76179 682.286.0046 PH 682.286.0086 FX CHMINDUSTRIES.COM				<small>BREAK ALL SHARP EDGES .005/.015. REMOVE ALL BURRS AND CHIPS</small>				<small>TOLERANCES UNLESS OTHERWISE SPECIFIED</small> GENERAL TOLERANCE: ±1/16 ANGULAR: ±0.5°				THIRD ANGLE PROJECTION			
GREENVILLE UTILITES COMISSION												H9-80'							

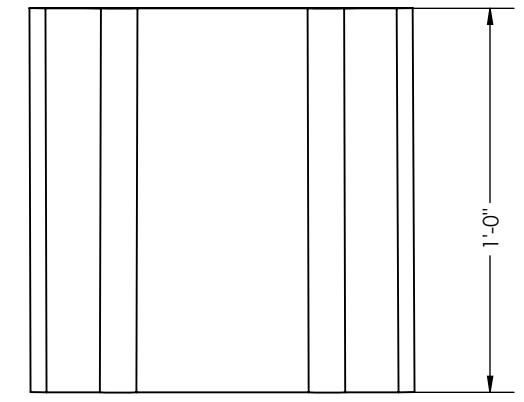
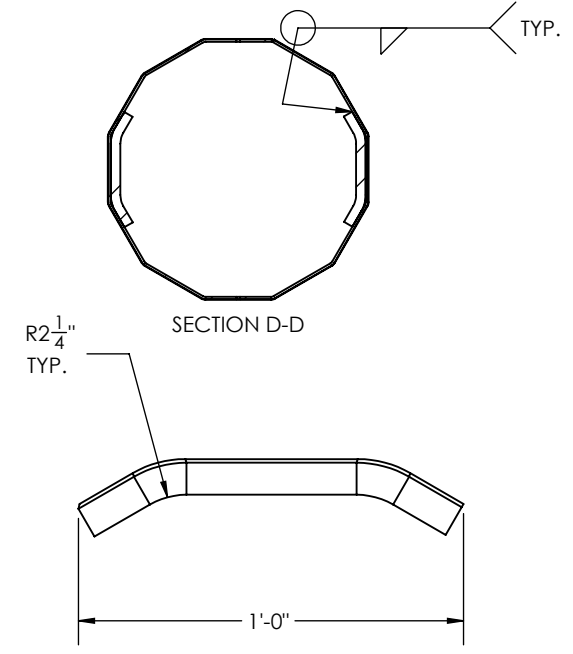


FACING FRONT OF POLE
FLAT 6

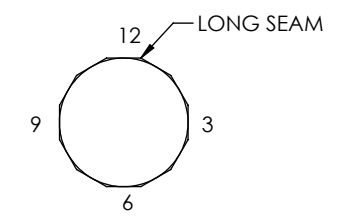


SECTION C-C

ITEM NO.	PART NUMBER	DESCRIPTION	MATERIAL	QTY.
1	10571-SECD022	SECTION POLE 28.78" X 28.78" X 0.25" X 26'-0"	A572 GR.65	1
2	10571-SECA018	SECTION, POLE, 28.78" X 26.92" X 0.25" X 8'-0"	A572 GR.65	1



DRIVING EARS DETAIL



ORIENTATION DETAIL
TOP VIEW

TOTAL WEIGHT: 2924.20 lbs
INCLUDING 6% WEIGHT OF GALVANIZED

GUC
H9-85'
STR#: X
MM/YYYY
WEIGHT"XXXX
CHM# 22-10571
UGM : 899.42 FT-K

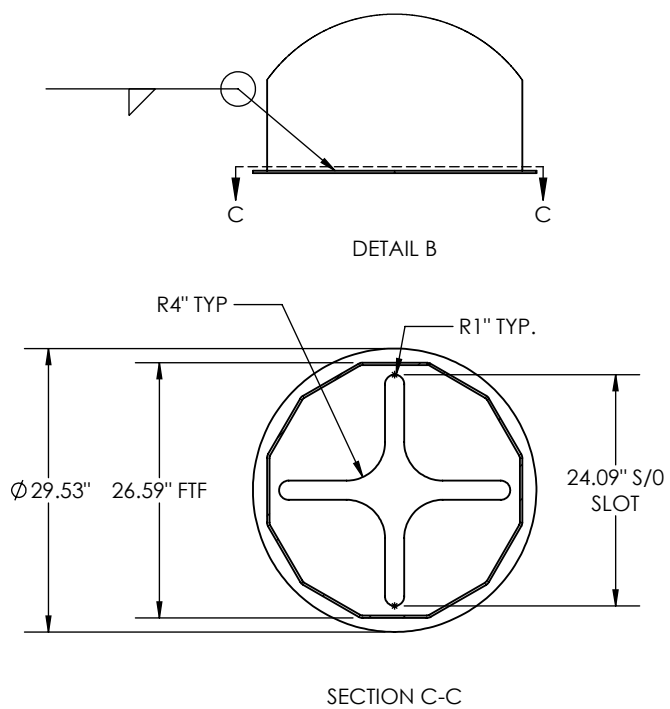
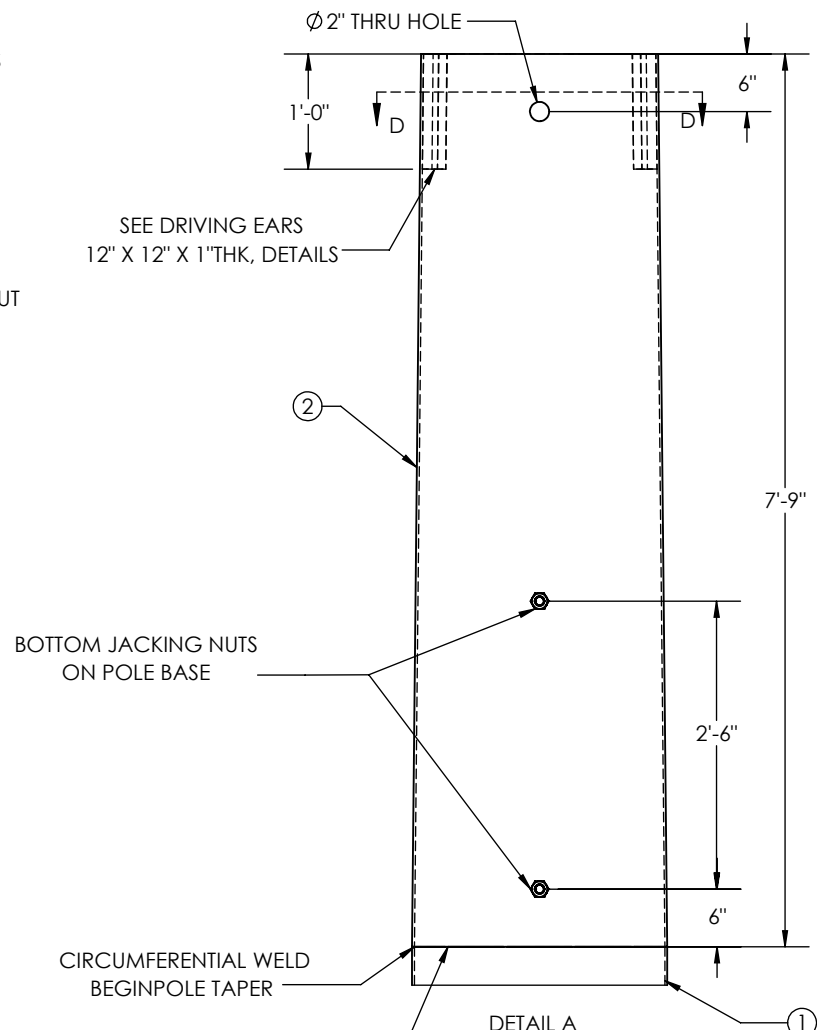
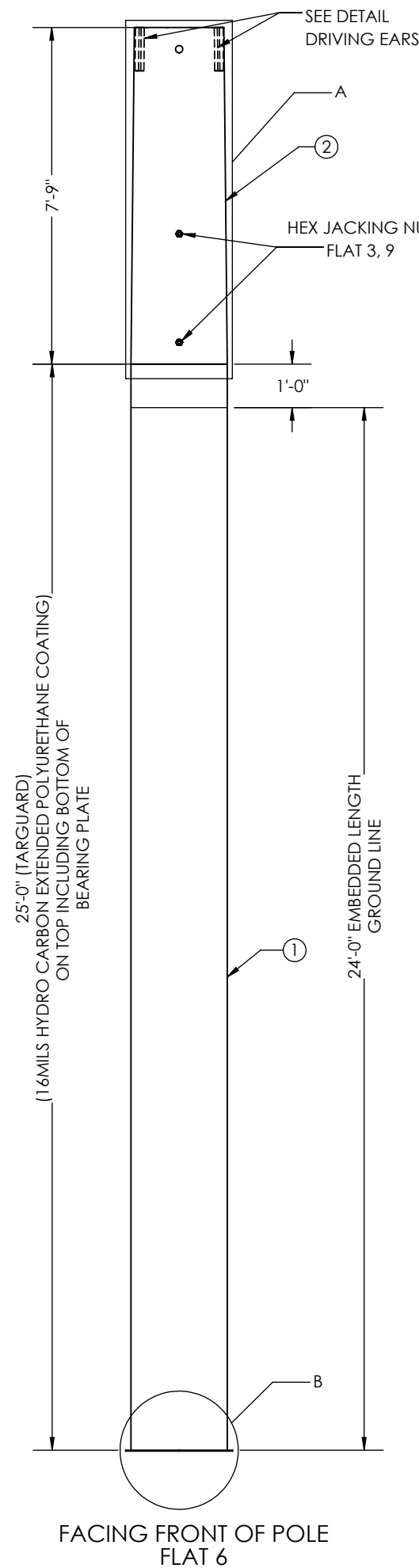
ID TAG DETAIL
3/8" ENGRAVED
X=2

APPROVED

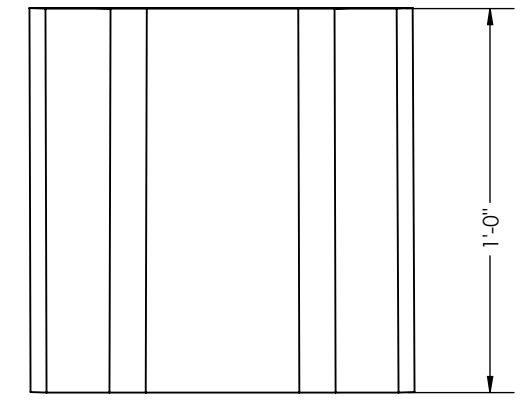
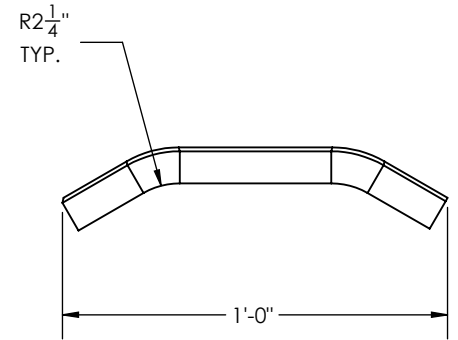
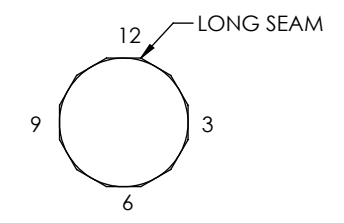
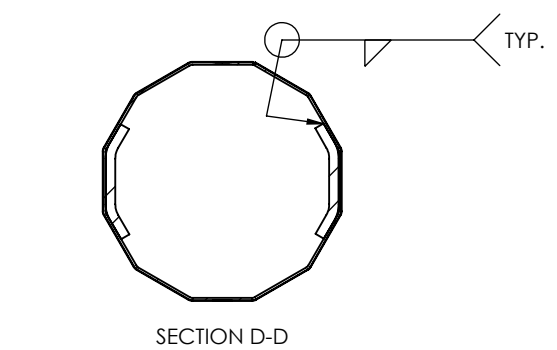
- GENERAL NOTES:
1. SHAFT DIMENSIONS ARE 12 SIDED MEASURED FLAT TO FLAT.
 2. ALL FULL PENETRATION WELDS TO BE U.T. INSPECTED.
 3. WELDING CODE AWS D1.1.
 4. PLASTIC PLUGS INSTALLED IN ALL TAPPED HOLES & NUTS.

QTY: 1

<small>THIS DWG IS PROPERTY OF CHM INDUSTRIES AND CONTAINS PROPRIETARY INFORMATION WHICH MAY NOT BE COPIED OR REPRODUCED WITHOUT PRIOR WRITTEN CONSENT FROM CHM INDUSTRIES.</small>		<small>DIMENSIONS ARE IN INCHES UNLESS OTHERWISE SPECIFIED</small>		SPECIFICATIONS MATERIAL: - FINISH: GALVANIZED SCALE: NTS B <small>DO NOT SCALE DRAWING</small>		BY CREATED: TG DATE: 06/23/2022		JOB NO. 22-10571		PART NO. 10571-4200		DWG NO. 22-10571-4200 <small>SHEET: 1 OF 1</small>		REV. -					
				700 E. MCCLEROY, SUITE A SAGINAW, TEXAS 76179 682.286.0046 PH 682.286.0086 FX CHMINDUSTRIES.COM				<small>BREAK ALL SHARP EDGES .005/.015. REMOVE ALL BURRS AND CHIPS</small>				<small>TOLERANCES UNLESS OTHERWISE SPECIFIED</small> GENERAL TOLERANCE: ±1/16 ANGULAR: ±0.5°				THIRD ANGLE PROJECTION			
GREENVILLE UTILITES COMISSION												H9-85'							



ITEM NO.	PART NUMBER	DESCRIPTION	MATERIAL	QTY.
1	10571-SECD023	SECTION POLE 26.59" X 26.59" X 0.25" X 25'-0"	A572 GR.65	1
2	10571-SECA019	SECTION, POLE, 26.59" X 24.70" X 0.25" X 7'-9"	A572 GR.65	1



TOTAL WEIGHT: 2607.00 lbs
INCLUDING 6% WEIGHT OF GALVANIZED

GUC
H10-70'
STR#: X
MM/YYYY
WEIGHT"XXXX
CHM# 22-10571
UGM : 765.86 FT-K

ID TAG DETAIL
3/8" ENGRAVED
X=68

APPROVED

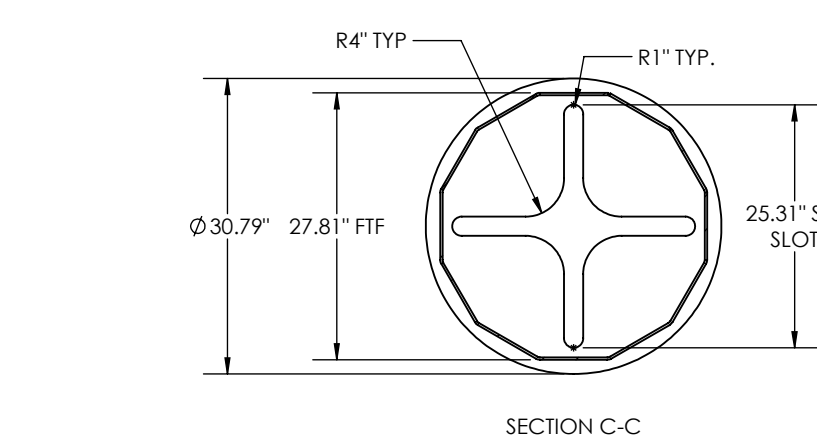
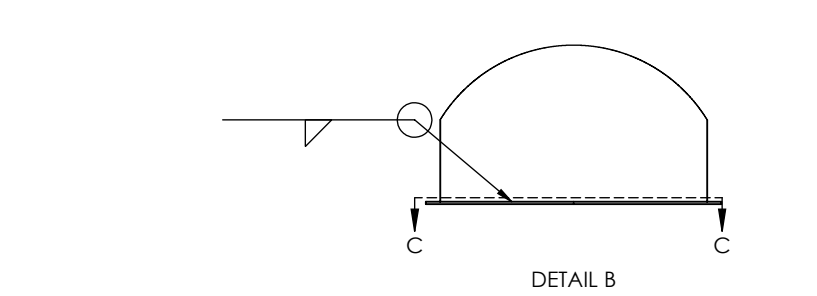
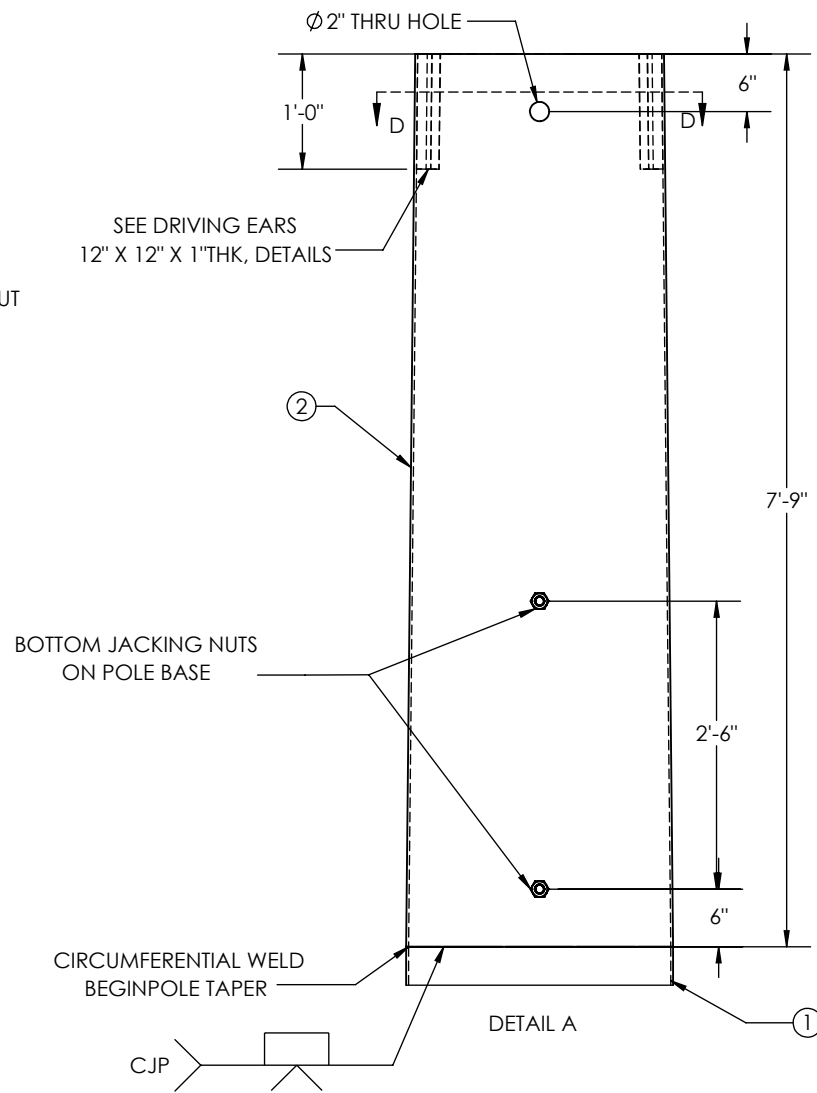
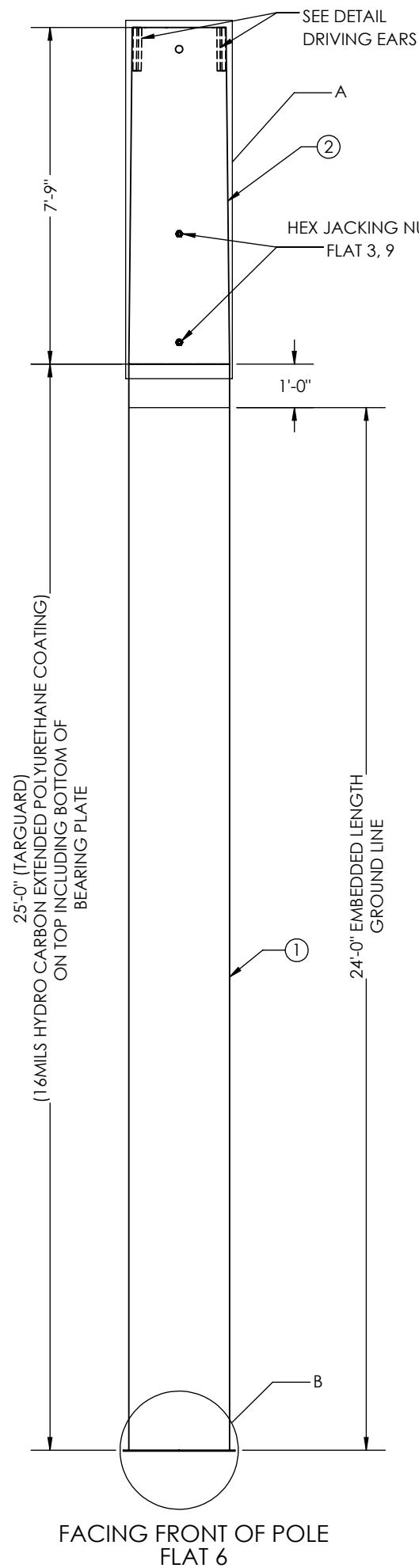
- GENERAL NOTES:
1. SHAFT DIMENSIONS ARE 12 SIDED MEASURED FLAT TO FLAT.
 2. ALL FULL PENETRATION WELDS TO BE U.T. INSPECTED.
 3. WELDING CODE AWS D1.1.
 4. PLASTIC PLUGS INSTALLED IN ALL TAPPED HOLES & NUTS.

QTY: 1

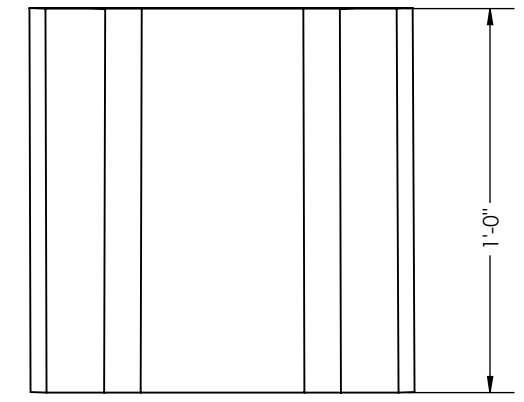
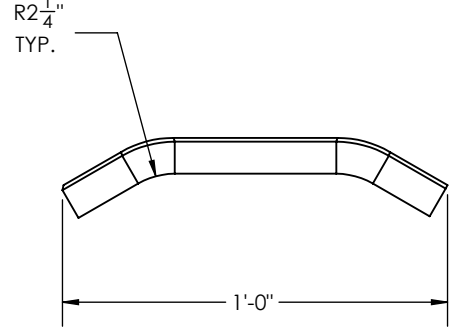
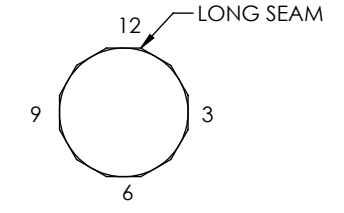
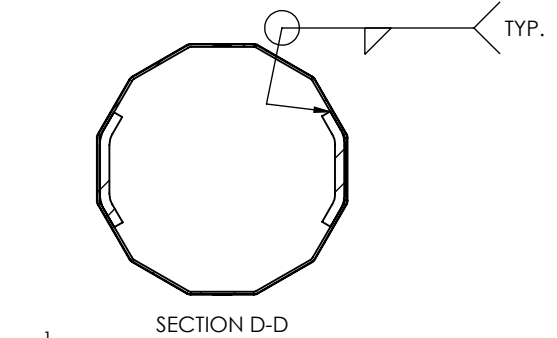
THIS DWG IS PROPERTY OF CHM INDUSTRIES AND CONTAINS PROPRIETARY INFORMATION WHICH MAY NOT BE COPIED OR REPRODUCED WITHOUT PRIOR WRITTEN CONSENT FROM CHM INDUSTRIES.		DIMENSIONS ARE IN INCHES UNLESS OTHERWISE SPECIFIED		SPECIFICATIONS		BY	DATE	JOB NO.	PART NO.	DWG NO.	REV.	
<p>700 E. MCCLEROY, SUITE A SAGINAW, TEXAS 76179 682.286.0046 PH 682.286.0086 FX CHMINDUSTRIES.COM</p>		BREAK ALL SHARP EDGES .005/.015. REMOVE ALL BURRS AND CHIPS		TOLERANCES UNLESS OTHERWISE SPECIFIED		CREATED: TG	06/23/2022	22-10571	10571-4300	22-10571-4300	-	
		GENERAL TOLERANCE: ±1/16		ANGULAR: ±0.5°		FINISH: GALVANIZED	CHK'D: -	-	-	-	-	-
		DO NOT SCALE DRAWING		THIRD ANGLE PROJECTION		SCALE: NTS	B					

GREENVILLE UTILITES COMMISSION

H10-70'



ITEM NO.	PART NUMBER	DESCRIPTION	MATERIAL	QTY.
1	10571-SECD025	SECTION POLE 27.81" X 27.81" X 0.25" X 25'-0"	A572 GR.65	1
2	10571-SECA020	SECTION, POLE, 27.81" X 25.92" X 0.25" X 7'-9"	A572 GR.65	1



TOTAL WEIGHT: 2726.20 lbs
INCLUDING 6% WEIGHT OF GALVANIZED

GUC
 H10-75'
 STR#: X
 MM/YYYY
 WEIGHT"XXXX
 CHM# 22-10571
 UGM : 838.81 FT-K

ID TAG DETAIL
 3/8" ENGRAVED
 X=91,94

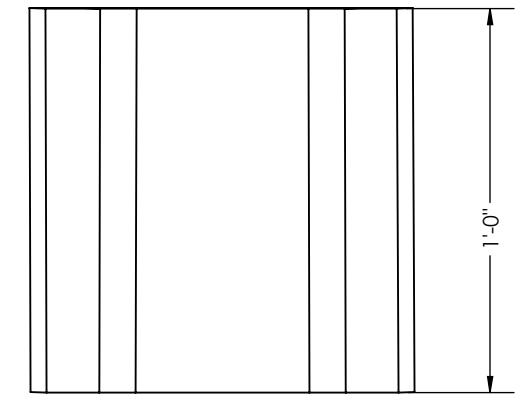
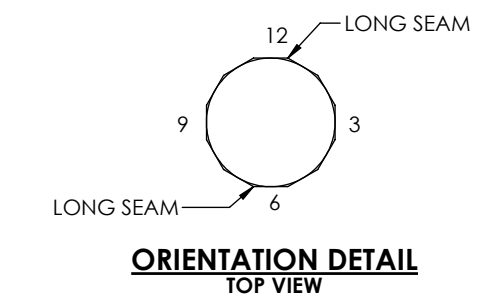
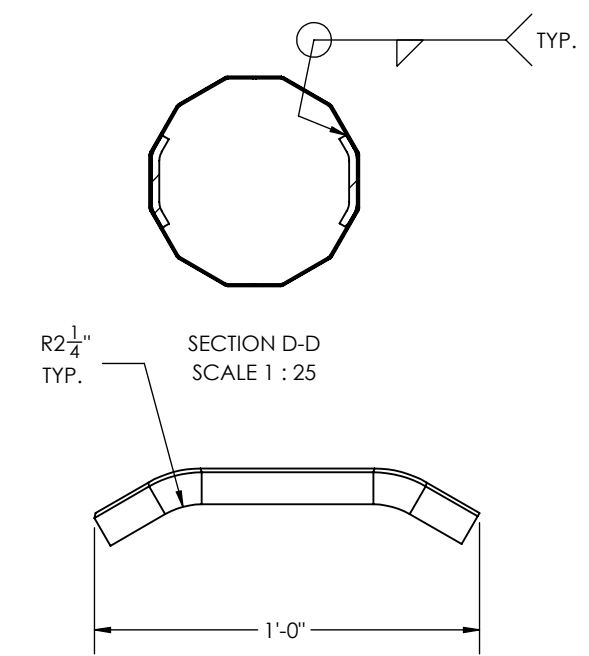
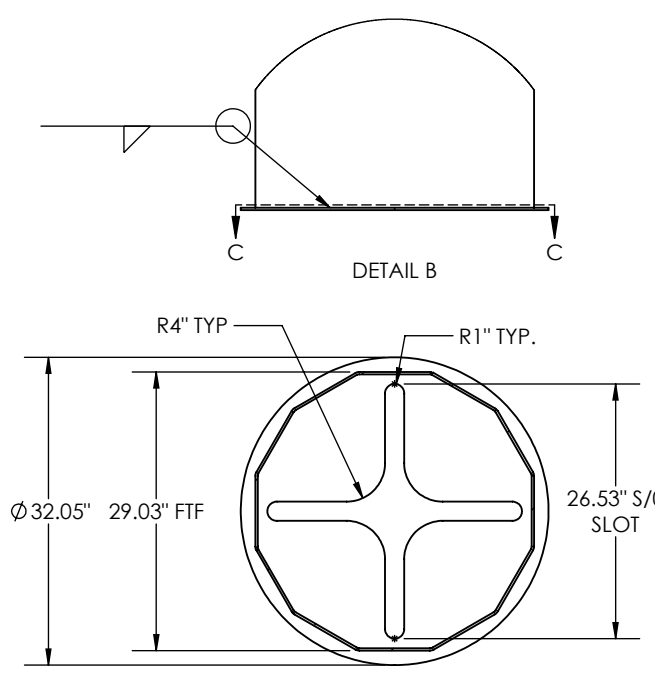
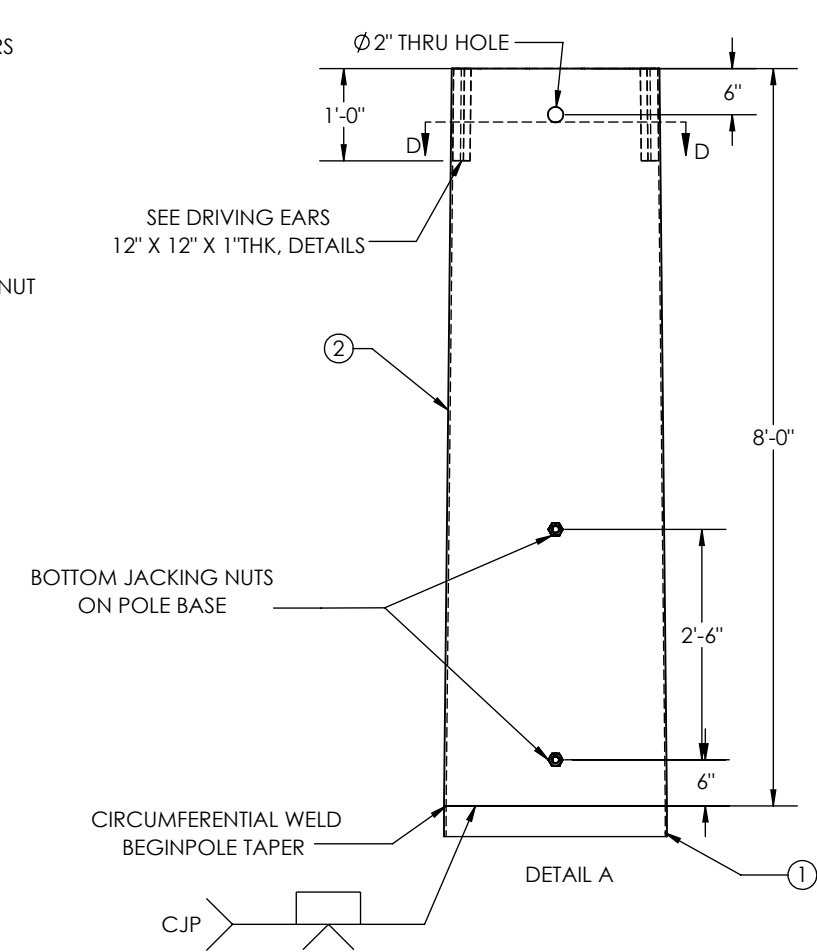
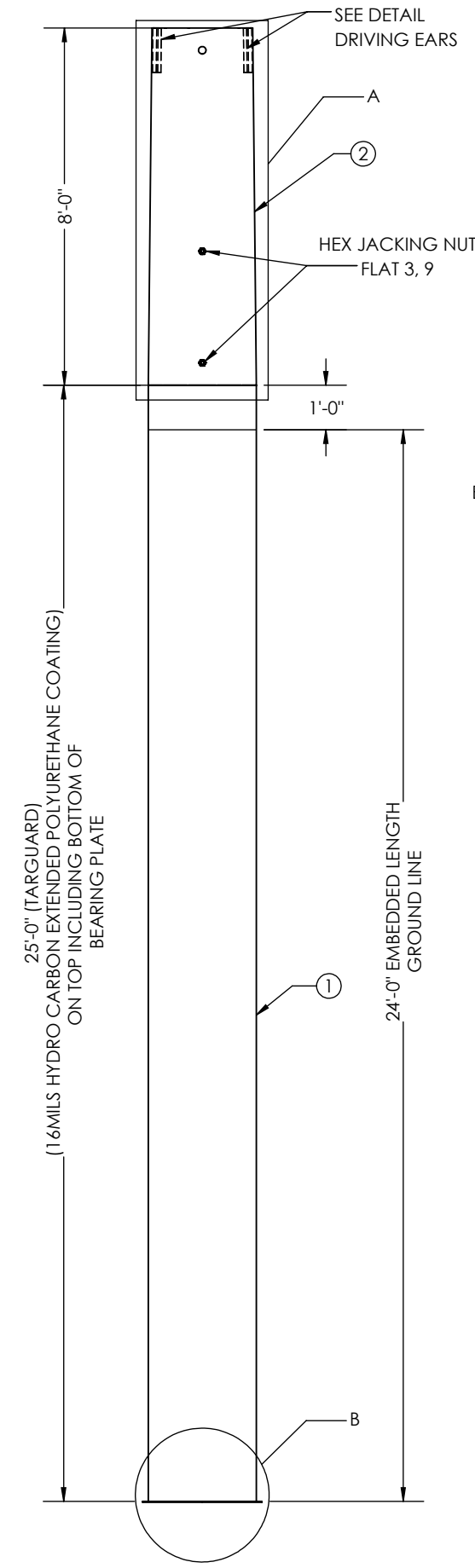
APPROVED

- GENERAL NOTES:
1. SHAFT DIMENSIONS ARE 12 SIDED MEASURED FLAT TO FLAT.
 2. ALL FULL PENETRATION WELDS TO BE U.T. INSPECTED.
 3. WELDING CODE AWS D1.1.
 4. PLASTIC PLUGS INSTALLED IN ALL TAPPED HOLES & NUTS.

QTY: 2

THIS DWG IS PROPERTY OF CHM INDUSTRIES AND CONTAINS PROPRIETARY INFORMATION WHICH MAY NOT BE COPIED OR REPRODUCED WITHOUT PRIOR WRITTEN CONSENT FROM CHM INDUSTRIES.		DIMENSIONS ARE IN INCHES UNLESS OTHERWISE SPECIFIED		SPECIFICATIONS MATERIAL: - FINISH: GALVANIZED SCALE: NTS B DO NOT SCALE DRAWING		BY: TG DATE: 06/23/2022		JOB NO.: 22-10571 PART NO.: 10571-4400 DWG NO.: 22-10571-4400 SHEET: 1 OF 1		REV.: -	
		700 E. MCCLEROY, SUITE A SAGINAW, TEXAS 76179 682.286.0046 PH 682.286.0086 FX CHMINDUSTRIES.COM		BREAK ALL SHARP EDGES .005/.015. REMOVE ALL BURRS AND CHIPS		TOLERANCES UNLESS OTHERWISE SPECIFIED GENERAL TOLERANCE: ±1/16 ANGULAR: ±0.5°		GREENVILLE UTILITES COMISSION H10-75'			

ITEM NO.	PART NUMBER	DESCRIPTION	MATERIAL	QTY.
1	10571-SECD027	SECTION POLE 29.03" X 29.03" X 0.25" X 25'-0"	A572 GR.65	1
2	10571-SECA021	SECTION, POLE, 29.03" X 27.07" X 0.25" X 8'-0"	A572 GR.65	1



TOTAL WEIGHT: 2865.30 lbs
INCLUDING 6% WEIGHT OF GALVANIZED

GUC
H10-80'
STR#: X
MM/YYYY
WEIGHT"XXXX
CHM# 22-10571
UGM : 915.07 FT-K

ID TAG DETAIL
3/8" ENGRAVED
X=37,112

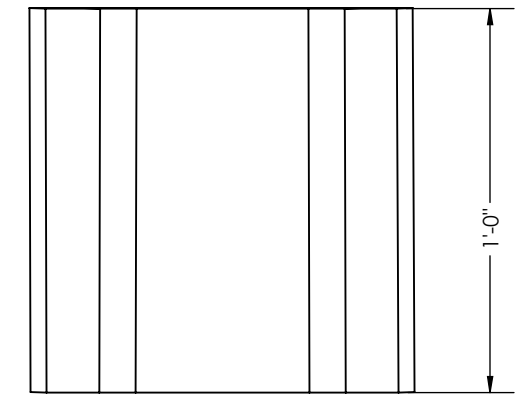
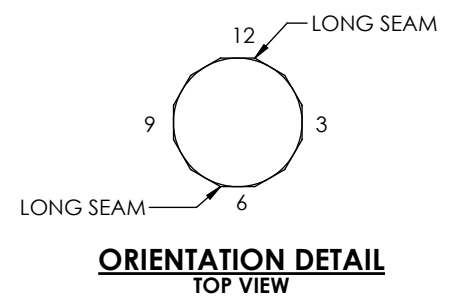
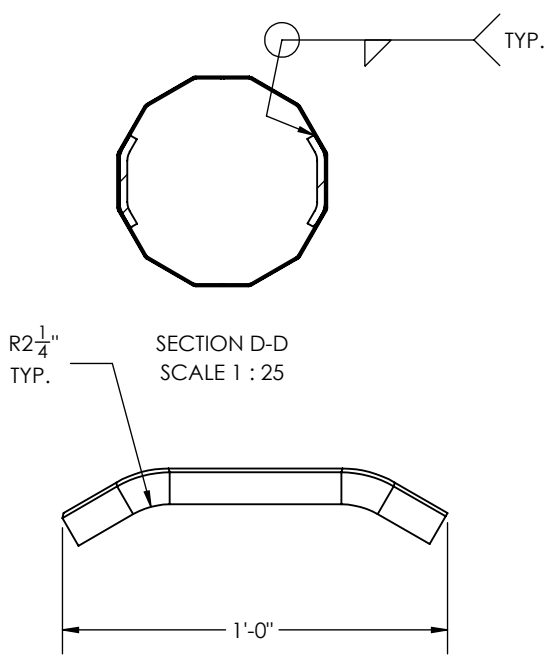
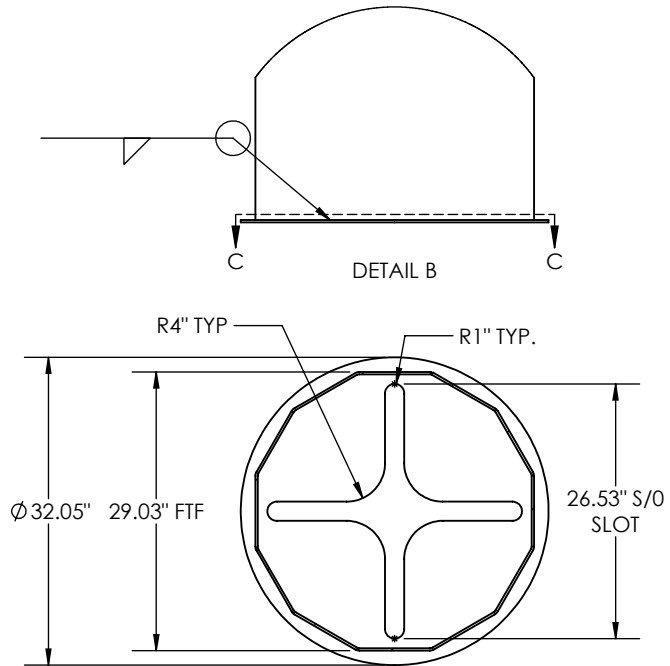
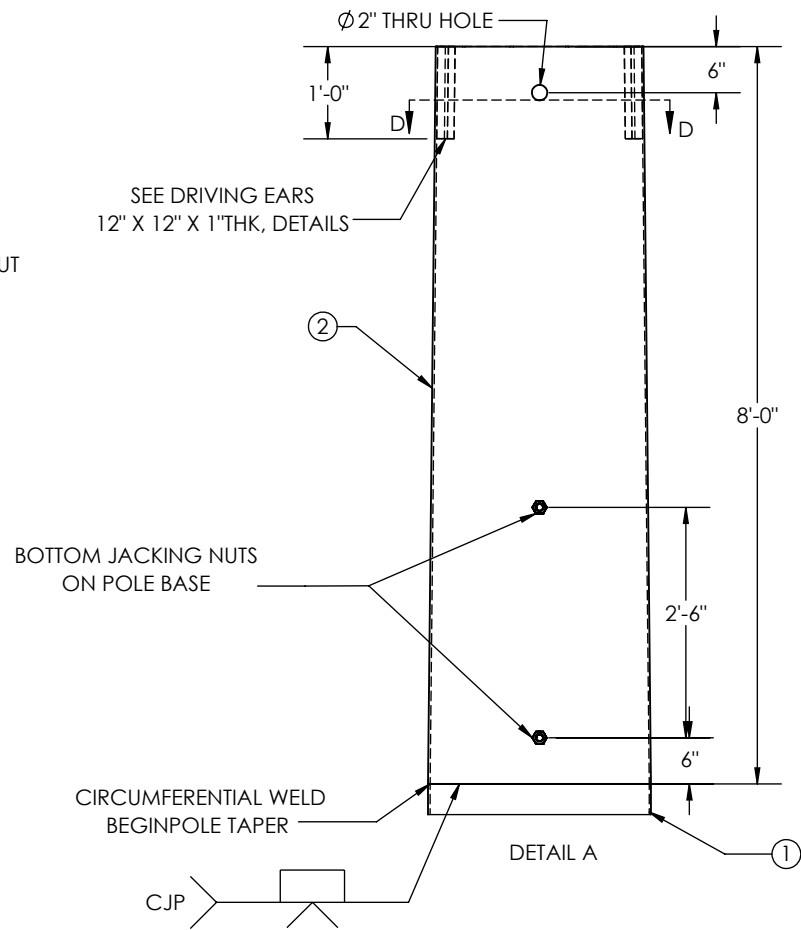
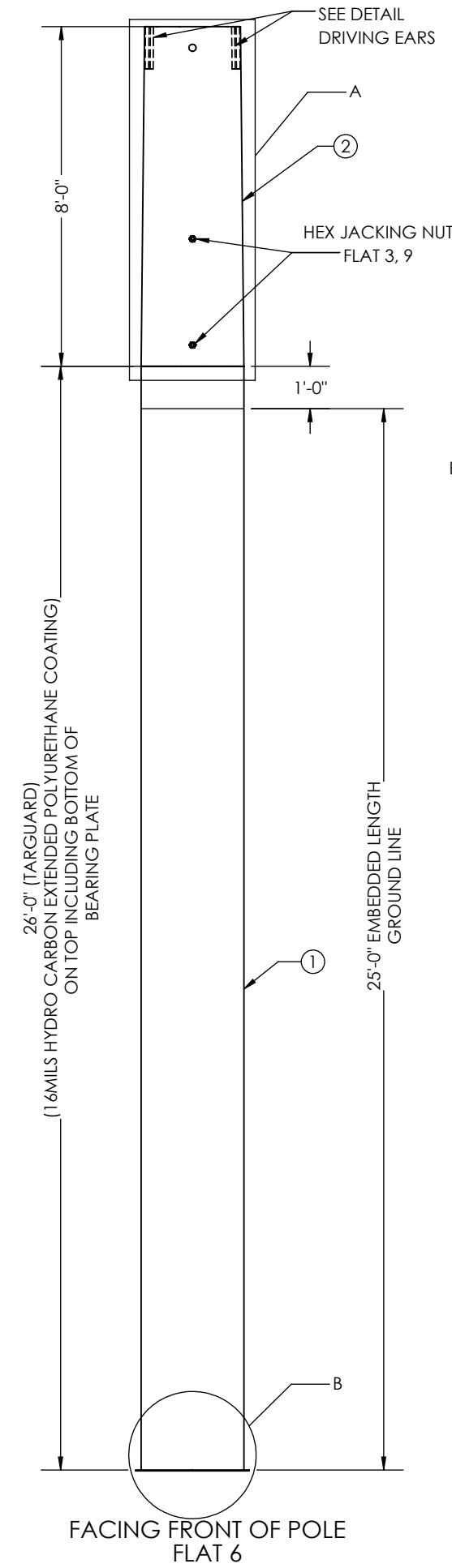
APPROVED

- GENERAL NOTES:
1. SHAFT DIMENSIONS ARE 12 SIDED MEASURED FLAT TO FLAT.
 2. ALL FULL PENETRATION WELDS TO BE U.T. INSPECTED.
 3. WELDING CODE AWS D1.1.
 4. PLASTIC PLUGS INSTALLED IN ALL TAPPED HOLES & NUTS.

QTY: 2

THIS DWG IS PROPERTY OF CHM INDUSTRIES AND CONTAINS PROPRIETARY INFORMATION WHICH MAY NOT BE COPIED OR REPRODUCED WITHOUT PRIOR WRITTEN CONSENT FROM CHM INDUSTRIES.		DIMENSIONS ARE IN INCHES UNLESS OTHERWISE SPECIFIED		SPECIFICATIONS		BY	DATE	JOB NO.	PART NO.	DWG NO.	REV.	
<p>700 E. MCCLEROY, SUITE A SAGINAW, TEXAS 76179 682.286.0046 PH 682.286.0086 FX CHMINDUSTRIES.COM</p>		BREAK ALL SHARP EDGES .005/.015. REMOVE ALL BURRS AND CHIPS		TOLERANCES UNLESS OTHERWISE SPECIFIED		CREATED: TG	06/23/2022	22-10571	10571-4500	22-10571-4500	-	
		GENERAL TOLERANCE: ±1/16		ANGULAR: ±0.5°		FINISH: GALVANIZED	CHK'D: -	-	-	-	-	-
		DO NOT SCALE DRAWING		THIRD ANGLE PROJECTION		SCALE: NTS	B					
GREENVILLE UTILITES COMMISSION												
H10-80'												

ITEM NO.	PART NUMBER	DESCRIPTION	MATERIAL	QTY.
1	10571-SECD026	SECTION POLE 29.03" X 29.03" X 0.25" X 26'-0"	A572 GR.65	1
2	10571-SECA021	SECTION, POLE, 29.03" X 27.07" X 0.25" X 8'-0"	A572 GR.65	1



TOTAL WEIGHT: 2949.00 lbs
INCLUDING 6% WEIGHT OF GALVANIZED

GUC
H10-80'
STR#: X
MM/YYYY
WEIGHT"XXXX
CHM# 22-10571
UGM : 915.07 FT-K

ID TAG DETAIL
3/8" ENGRAVED
X=14,15,19,28,30,33,34,58,60,73,74.

- GENERAL NOTES:
1. SHAFT DIMENSIONS ARE 12 SIDED MEASURED FLAT TO FLAT.
 2. ALL FULL PENETRATION WELDS TO BE U.T. INSPECTED.
 3. WELDING CODE AWS D1.1.
 4. PLASTIC PLUGS INSTALLED IN ALL TAPPED HOLES & NUTS.

QTY: 11

APPROVED

SECTION C-C

THIS DWG IS PROPERTY OF CHM INDUSTRIES AND CONTAINS PROPRIETARY INFORMATION WHICH MAY NOT BE COPIED OR REPRODUCED WITHOUT PRIOR WRITTEN CONSENT FROM CHM INDUSTRIES.

700 E. MCCLEROY, SUITE A
SAGINAW, TEXAS 76179
682.286.0046 PH
682.286.0086 FX
CHMINDUSTRIES.COM

DIMENSIONS ARE IN INCHES UNLESS OTHERWISE SPECIFIED

SPECIFICATIONS

MATERIAL: -

FINISH: GALVANIZED

SCALE: NTS B

DO NOT SCALE DRAWING

BY: TG

DATE: 06/23/2022

CHKD: -

LAST REV.: -

THIRD ANGLE PROJECTION

JOB NO.: 22-10571

PART NO.: 10571-4500

DWG NO.: 22-10571-4500

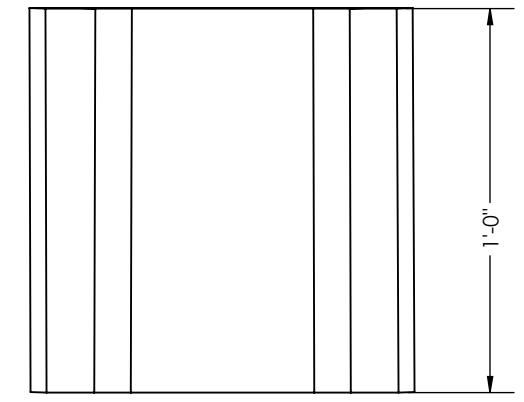
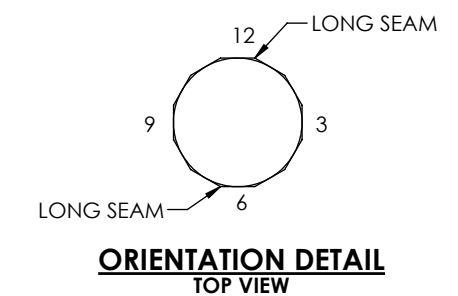
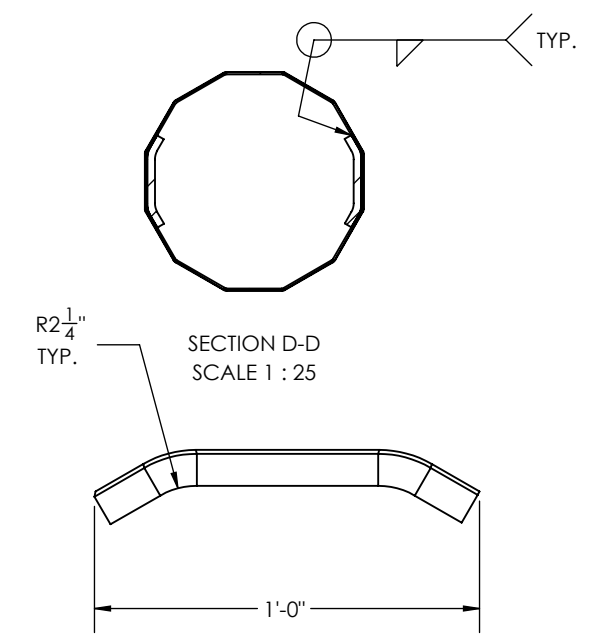
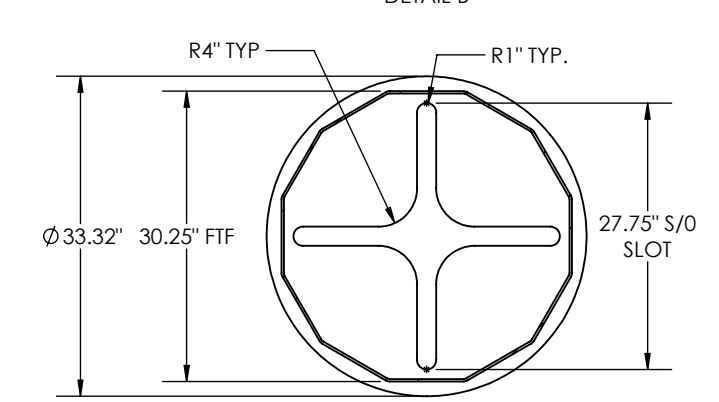
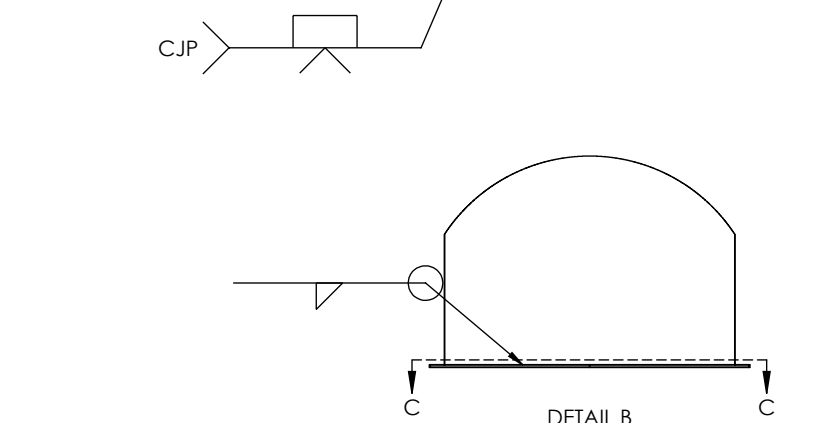
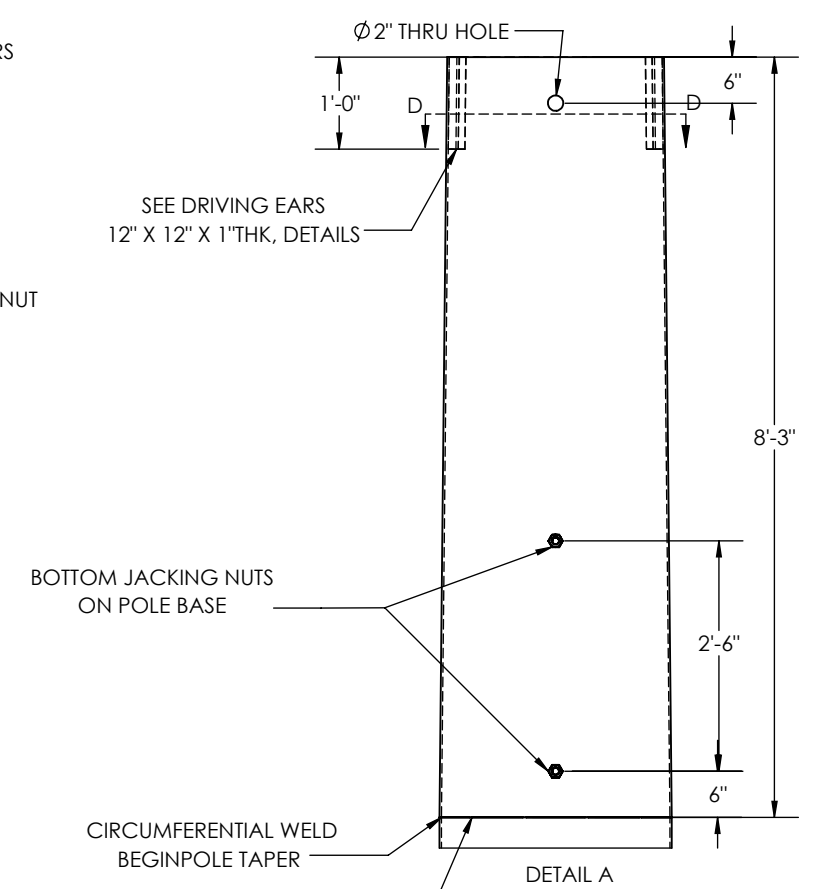
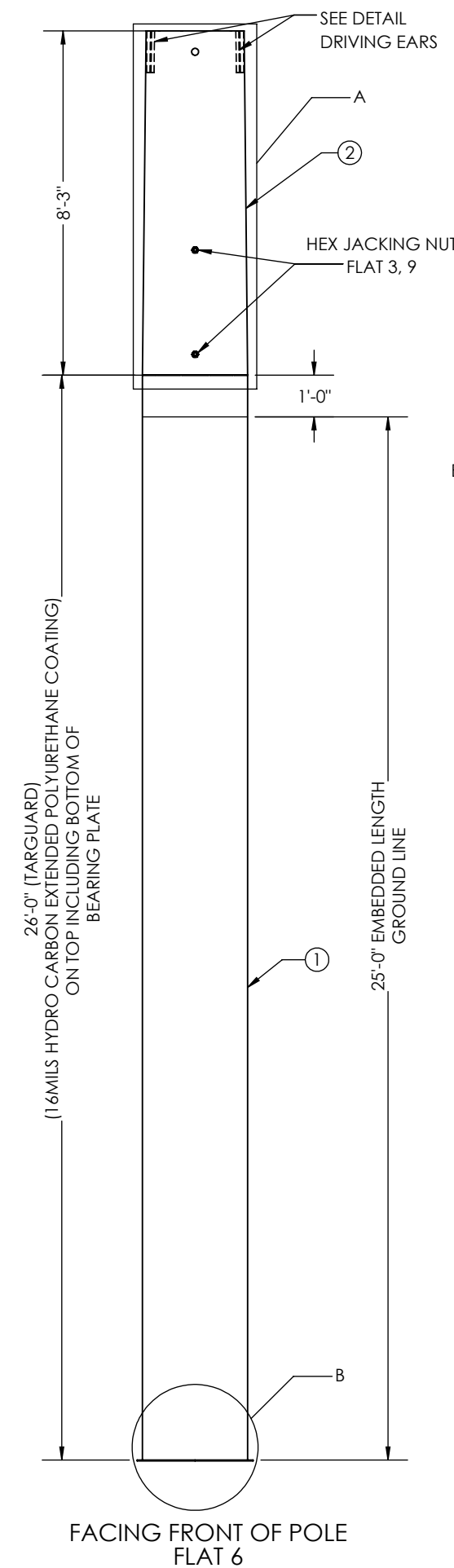
SHEET: 1 OF 1

REV.:

GREENVILLE UTILITES COMISSION

H10-80'

ITEM NO.	PART NUMBER	DESCRIPTION	MATERIAL	QTY.
1	10571-SECD028	SECTION POLE 30.25" X 30.25" X 0.25" X 26'-0"	A572 GR.65	1
2	10571-SECA022	SECTION, POLE, 30.25" X 28.23" X 0.25" X 8'-3"	A572 GR.65	1



TOTAL WEIGHT: 3093.20 lbs
INCLUDING 6% WEIGHT OF GALVANIZED

GUC
H10-85'
STR#: X
MM/YYYY
WEIGHT"XXXX
CHM# 22-10571
UGM : 994.64 FT-K

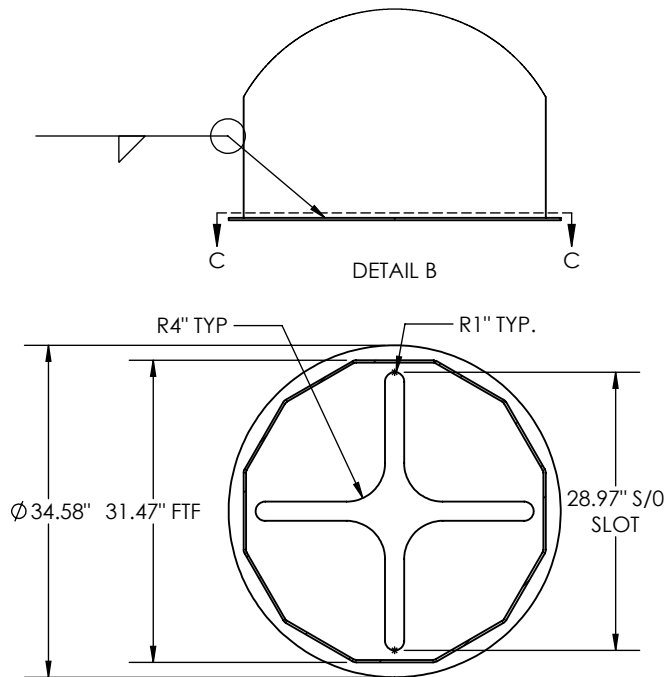
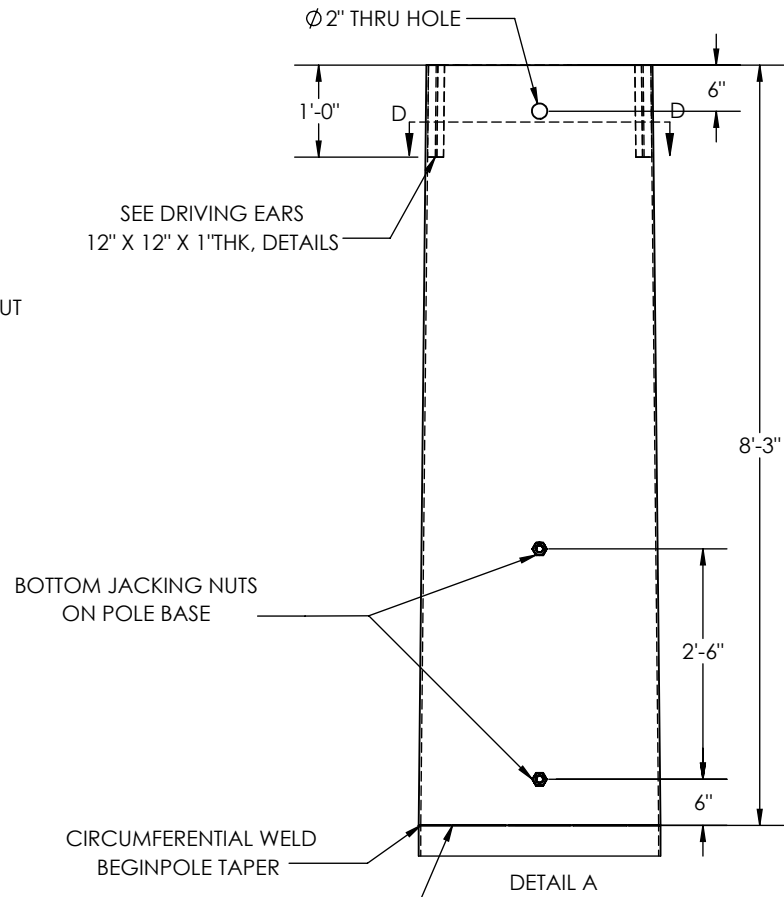
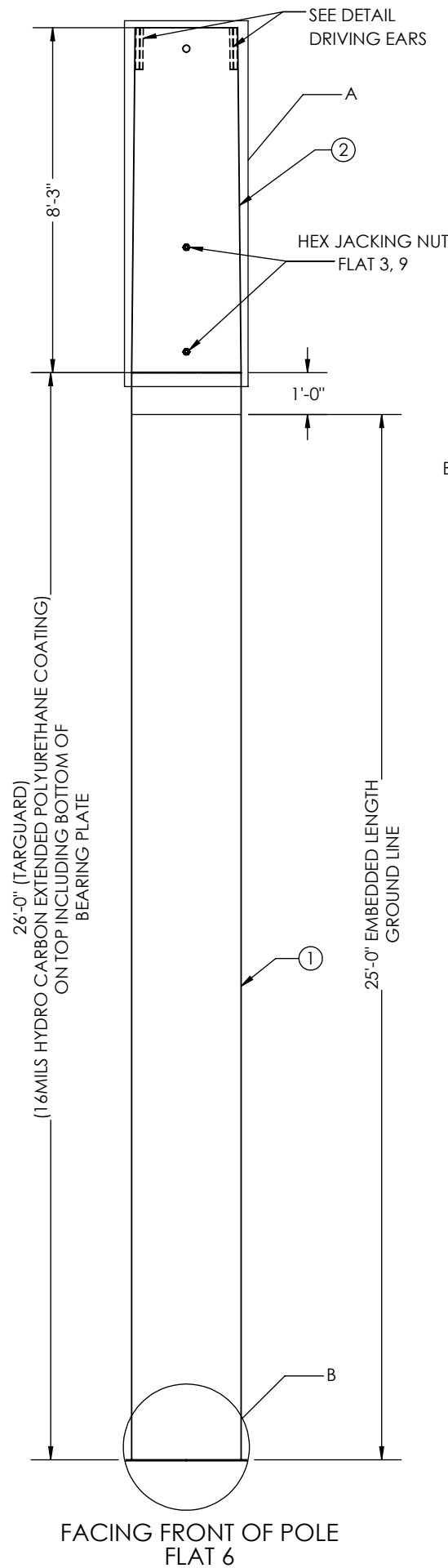
ID TAG DETAIL
3/8" ENGRAVED
X=43,47,57,144,

APPROVED

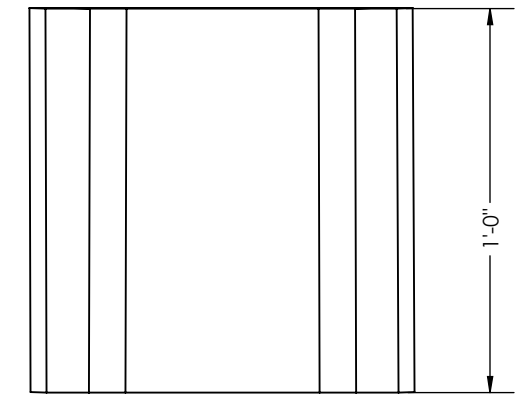
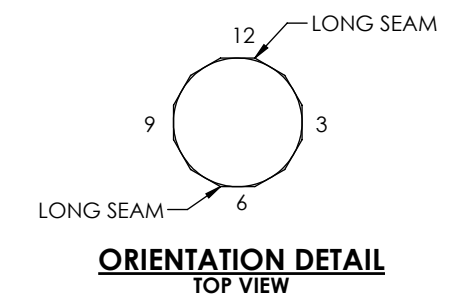
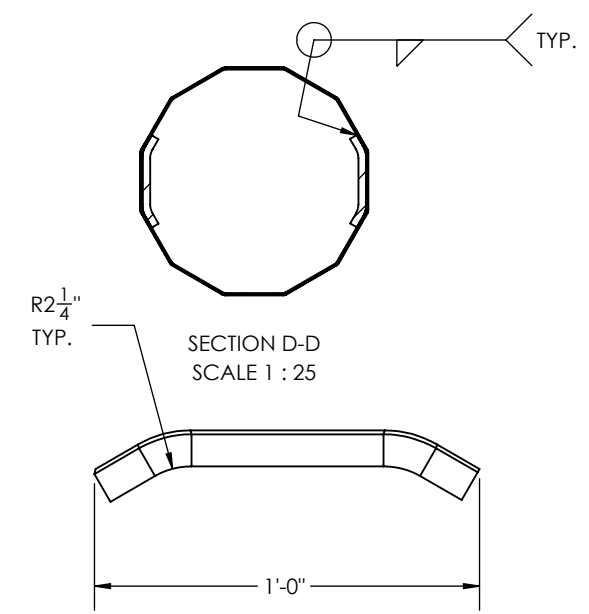
- GENERAL NOTES:
1. SHAFT DIMENSIONS ARE 12 SIDED MEASURED FLAT TO FLAT.
 2. ALL FULL PENETRATION WELDS TO BE U.T. INSPECTED.
 3. WELDING CODE AWS D1.1.
 4. PLASTIC PLUGS INSTALLED IN ALL TAPPED HOLES & NUTS.

QTY: 4

THIS DWG IS PROPERTY OF CHM INDUSTRIES AND CONTAINS PROPRIETARY INFORMATION WHICH MAY NOT BE COPIED OR REPRODUCED WITHOUT PRIOR WRITTEN CONSENT FROM CHM INDUSTRIES.		DIMENSIONS ARE IN INCHES UNLESS OTHERWISE SPECIFIED		SPECIFICATIONS MATERIAL: - FINISH: GALVANIZED SCALE: NTS B DO NOT SCALE DRAWING		BY: TG DATE: 06/23/2022		JOB NO.: 22-10571 PART NO.: 10571-4600 DWG NO.: 22-10571-4600 SHEET: 1 OF 1		REV.: -	
CHM INDUSTRIES 700 E. MCCLEROY, SUITE A SAGINAW, TEXAS 76179 682.286.0046 PH 682.286.0086 FX CHMINDUSTRIES.COM		BREAK ALL SHARP EDGES .005/.015. REMOVE ALL BURRS AND CHIPS		TOLERANCES UNLESS OTHERWISE SPECIFIED GENERAL TOLERANCE: ±1/16 ANGULAR: ±0.5°		THIRD ANGLE PROJECTION		GREENVILLE UTILITES COMISSION H10-85'			



ITEM NO.	PART NUMBER	DESCRIPTION	MATERIAL	QTY.
1	10571-SECD030	SECTION POLE 31.47" X 31.47" X 0.25" X 26'-0"	A572 GR.65	1
2	10571-SECA023	SECTION, POLE, 31.47" X 29.45" X 0.25" X 8'-3"	A572 GR.65	1



TOTAL WEIGHT: 3219.00 lbs
INCLUDING 6% WEIGHT OF GALVANIZED

GUC
H10-90'
STR#: X
MM/YYYY
WEIGHT"XXXX
CHM# 22-10571
UGM : 1057.95 FT-K

ID TAG DETAIL
3/8" ENGRAVED
X=48,53,54,121,

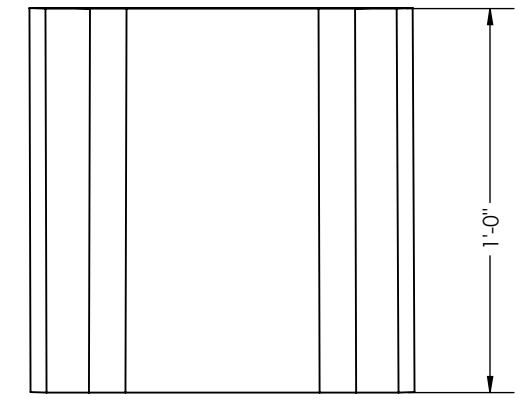
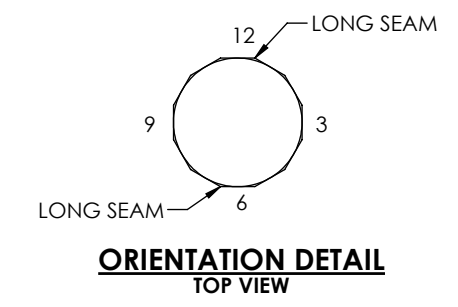
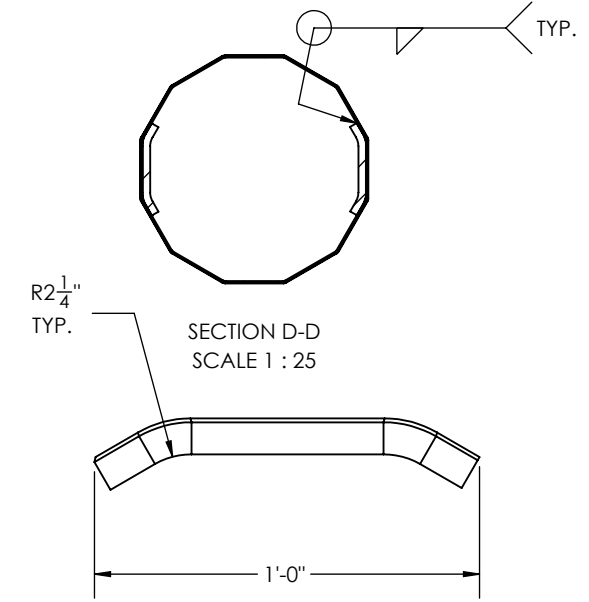
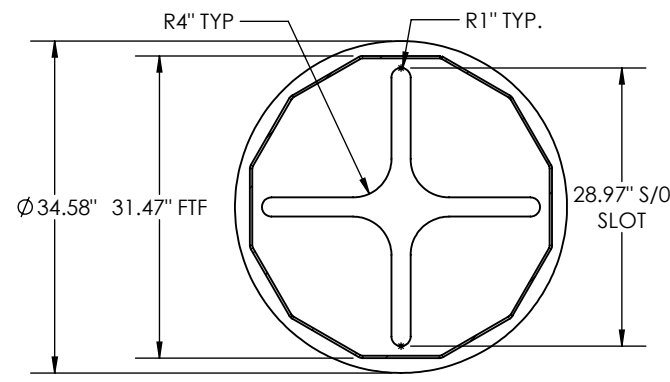
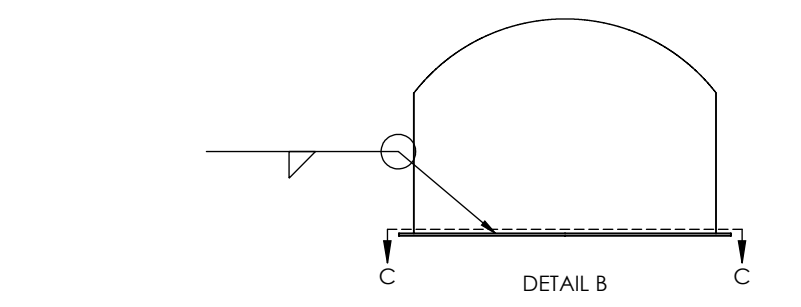
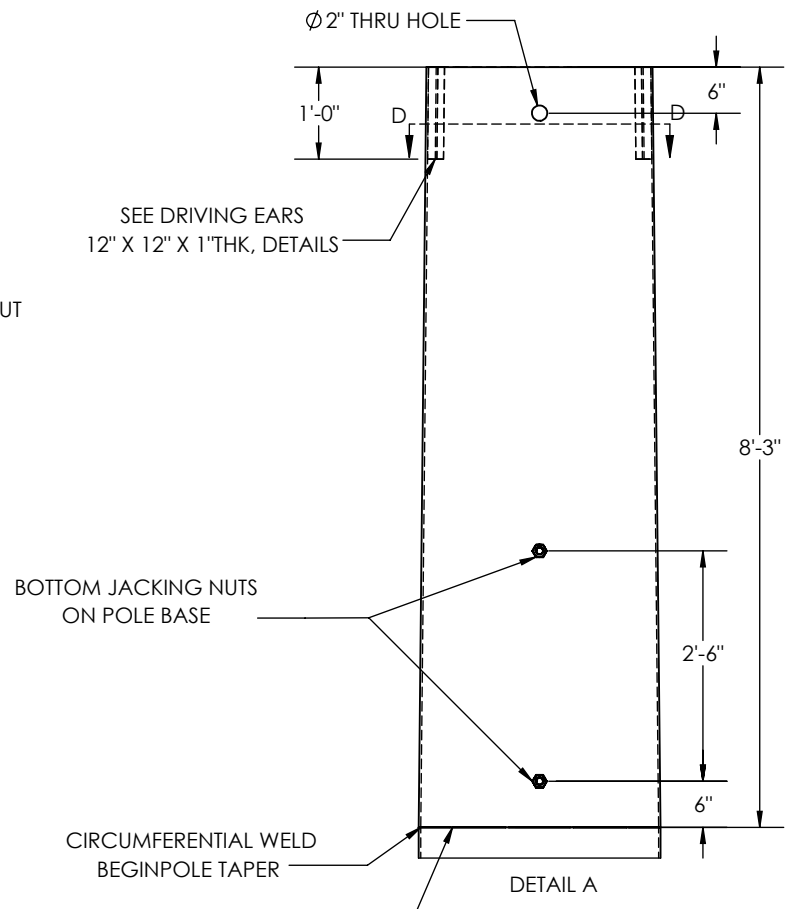
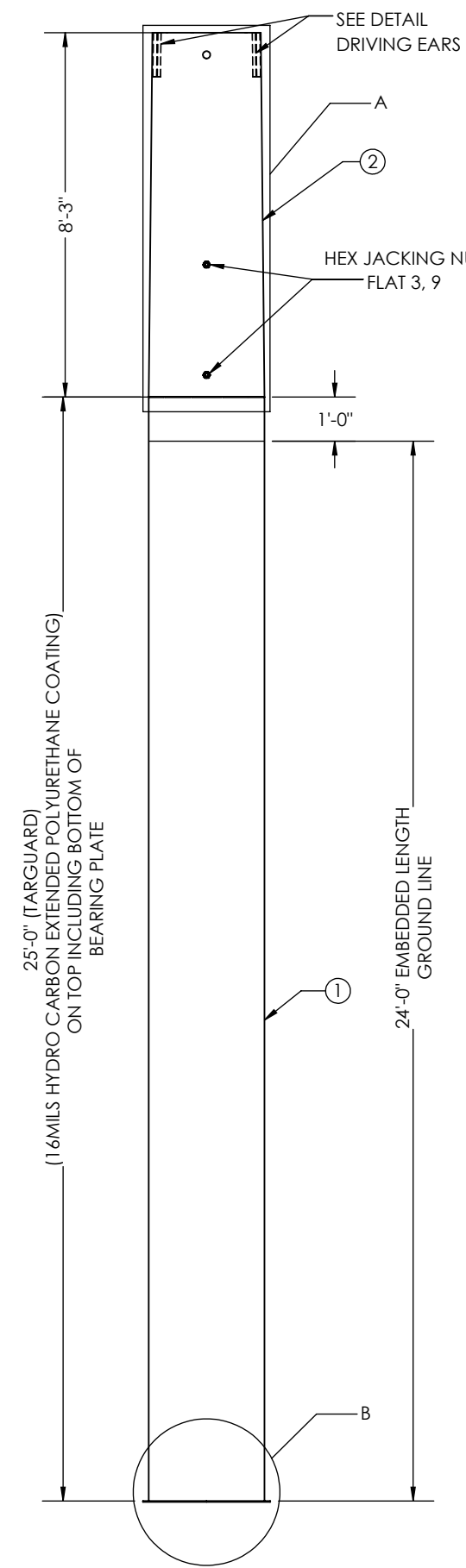
APPROVED

- GENERAL NOTES:
- SHAFT DIMENSIONS ARE 12 SIDED MEASURED FLAT TO FLAT.
 - ALL FULL PENETRATION WELDS TO BE U.T. INSPECTED.
 - WELDING CODE AWS D1.1.
 - PLASTIC PLUGS INSTALLED IN ALL TAPPED HOLES & NUTS.

QTY: 4

<p>THIS DWG IS PROPERTY OF CHM INDUSTRIES AND CONTAINS PROPRIETARY INFORMATION WHICH MAY NOT BE COPIED OR REPRODUCED WITHOUT PRIOR WRITTEN CONSENT FROM CHM INDUSTRIES.</p> <p>CHM INDUSTRIES</p> <p>700 E. MCCLEROY, SUITE A SAGINAW, TEXAS 76179 682.286.0046 PH 682.286.0086 FX CHMINDUSTRIES.COM</p>	<p>DIMENSIONS ARE IN INCHES UNLESS OTHERWISE SPECIFIED</p> <p>TOLERANCES UNLESS OTHERWISE SPECIFIED</p> <p>GENERAL TOLERANCE : ±1/16 ANGULAR : ±0.5°</p>	<p>SPECIFICATIONS</p> <p>MATERIAL: -</p> <p>FINISH: GALVANIZED</p> <p>SCALE: NTS B</p> <p>DO NOT SCALE DRAWING</p>		<p>BY: TG</p> <p>DATE: 06/23/2022</p>	<p>JOB NO.: 22-10571</p> <p>PART NO.: 10571-4700</p> <p>DWG NO.: 22-10571-4700</p> <p>SHEET: 1 OF 1</p>	<p>REV.:</p>
		<p>GREENVILLE UTILITES COMMISSION</p> <p>H10-90'</p>			<p>THIRD ANGLE PROJECTION</p>	

ITEM NO.	PART NUMBER	DESCRIPTION	MATERIAL	QTY.
1	10571-SECD031	SECTION POLE 31.47" X 31.47" X 0.25" X 25'-0"	A572 GR.65	1
2	10571-SECA023	SECTION, POLE, 31.47" X 29.45" X 0.25" X 8'-3"	A572 GR.65	1



TOTAL WEIGHT: 3219.00 lbs
INCLUDING 6% WEIGHT OF GALVANIZED

GUC
H10-90'
STR#: X
MM/YYYY
WEIGHT"XXXX
CHM# 22-10571
UGM : 1057.95 FT-K

ID TAG DETAIL
3/8" ENGRAVED
X=119,

APPROVED

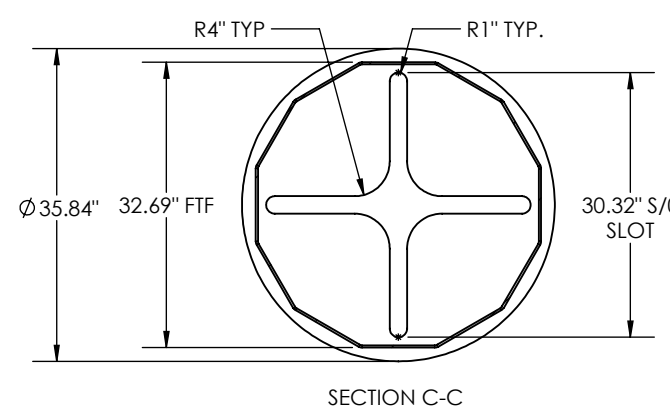
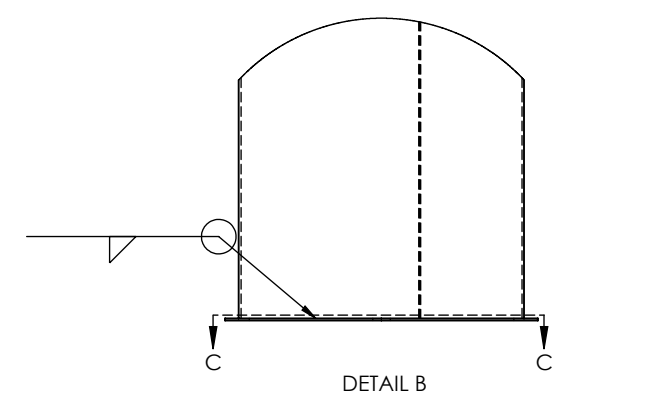
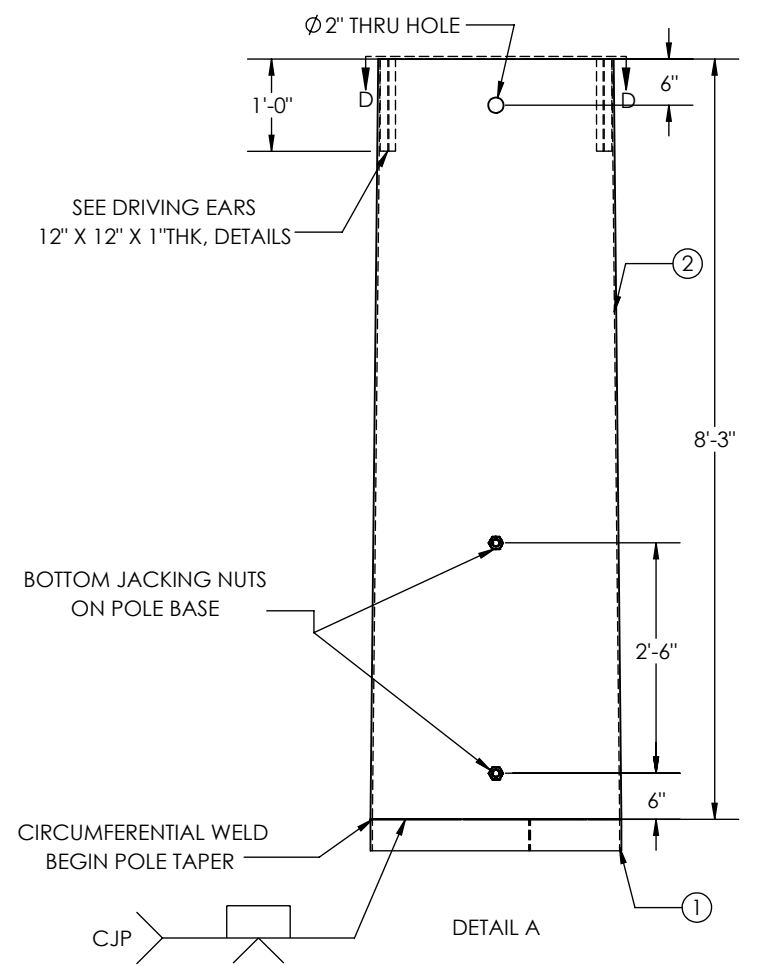
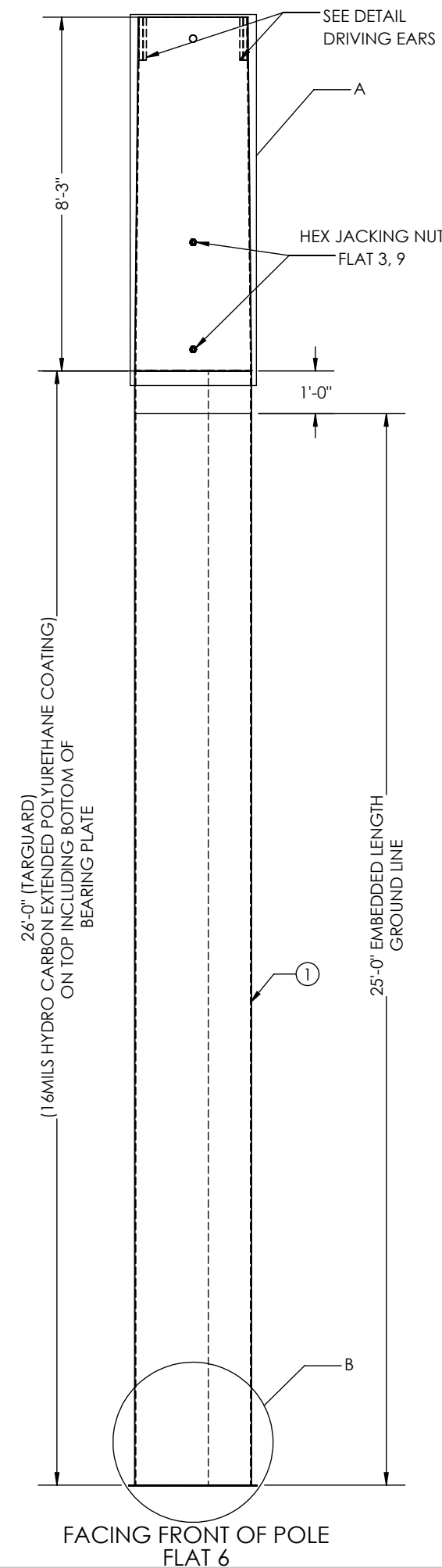
- GENERAL NOTES:
1. SHAFT DIMENSIONS ARE 12 SIDED MEASURED FLAT TO FLAT.
 2. ALL FULL PENETRATION WELDS TO BE U.T. INSPECTED.
 3. WELDING CODE AWS D1.1.
 4. PLASTIC PLUGS INSTALLED IN ALL TAPPED HOLES & NUTS.

QTY: 1


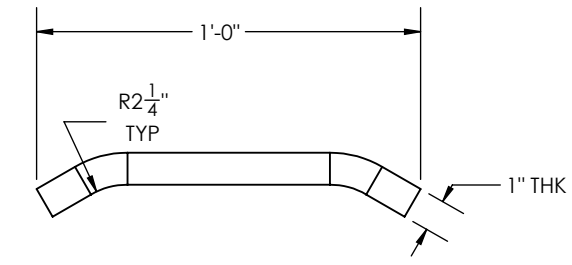
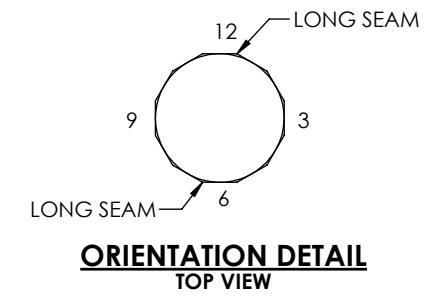
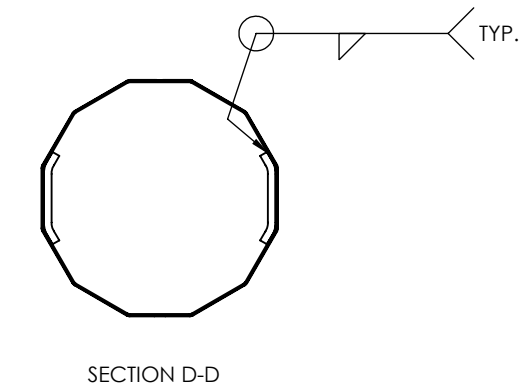
<p>700 E. MCCLEROY, SUITE A SAGINAW, TEXAS 76179 682.286.0046 PH 682.286.0086 FX CHMINDUSTRIES.COM</p>	<p>DIMENSIONS ARE IN INCHES UNLESS OTHERWISE SPECIFIED</p> <p>TOLERANCES UNLESS OTHERWISE SPECIFIED</p> <p>GENERAL TOLERANCE : ±1/16 ANGULAR : ±0.5°</p>	<p>SPECIFICATIONS</p> <p>MATERIAL: -</p>	<p>BY</p> <p>CREATED: TG</p>	<p>DATE</p> <p>06/23/2022</p>	<p>JOB NO.</p> <p>22-10571</p>	<p>PART NO.</p> <p>10571-4700</p>	<p>DWG NO.</p> <p>22-10571-4700</p>	<p>REV.</p> <p>-</p>
		<p>FINISH:</p> <p>GALVANIZED</p>	<p>CHK'D:</p> <p>-</p>	<p>LAST REV.:</p> <p>-</p>	<p>GREENVILLE UTILITES COMISSION</p>			
		<p>SCALE:</p> <p>NTS B</p>	<p>THIRD ANGLE PROJECTION</p>			<p>H10-90'</p>		

THIS DWG IS PROPERTY OF CHM INDUSTRIES AND CONTAINS PROPRIETARY INFORMATION WHICH MAY NOT BE COPIED OR REPRODUCED WITHOUT PRIOR WRITTEN CONSENT FROM CHM INDUSTRIES.

DO NOT SCALE DRAWING



ITEM NO.	PART NUMBER	DESCRIPTION	MATERIAL	QTY.
1	10571-SECD04	SECTION POLE 32.69" X 32.69" X 0.25" X 26'-0"	A572 GR.65	1
2	10571-SECA024	SECTION, POLE, 32.69"X30.67"X0.2500"X8'-3"	A572 GR.65	1



DRIVING EARS DETAIL

TOTAL WEIGHT: 3,345 lbs
INCLUDING 6% WEIGHT OF GALVANIZED

GUC
H10-95'
STR#: X
MM/YYYY
WEIGHT*XXXX
CHM# 22-10571
UGM : 1119.65 FT-K

ID TAG DETAIL
3/8" ENGRAVED
X= 51

- GENERAL NOTES:
1. SHAFT DIMENSIONS ARE 12 SIDED MEASURED FLAT TO FLAT.
 2. ALL FULL PENETRATION WELDS TO BE U.T. INSPECTED.
 3. WELDING CODE AWS D1.1.
 4. PLASTIC PLUGS INSTALLED IN ALL TAPPED HOLES & NUTS.

APPROVED

QTY: 1

<small>THIS DWG IS PROPERTY OF CHM INDUSTRIES AND CONTAINS PROPRIETARY INFORMATION WHICH MAY NOT BE COPIED OR REPRODUCED WITHOUT PRIOR WRITTEN CONSENT FROM CHM INDUSTRIES.</small>		<small>DIMENSIONS ARE IN INCHES UNLESS OTHERWISE SPECIFIED</small>		SPECIFICATIONS MATERIAL: - FINISH: GALVANIZED SCALE: NTS B <small>DO NOT SCALE DRAWING</small>		BY CREATED: SR CHKD: - LAST REV.: - DATE 06/18/2022		JOB NO. 22-10571		PART NO. 10571-4800		<small>DWG NO.</small> 22-10571-4800-H10-95 <small>SHEET:</small> 1 OF 1		<small>REV.</small> -					
				700 E. MCCLEROY, SUITE A SAGINAW, TEXAS 76179 682.286.0046 PH 682.286.0086 FX CHMINDUSTRIES.COM				BREAK ALL SHARP EDGES .005/.015. REMOVE ALL BURRS AND CHIPS				TOLERANCES UNLESS OTHERWISE SPECIFIED GENERAL TOLERANCE: ±1/16 ANGULAR: ±0.5°				GREENVILLE UTILITES COMMISSION H10-95'			