

# Popular Annual Financial Report

FOR THE FISCAL YEAR ENDED JUNE 30, 2020



**Greenville  
Utilities**

Greenville Utilities Commission of the City of Greenville, NC

# Greenville Utilities

of the City of Greenville, NC • Enterprise Fund of the City of Greenville, NC

## Popular Annual Financial Report

For the Fiscal Year Ended June 30, 2020

Board of Commissioners:

**Parker Overton**, Chair

**Tommy Stoughton**, Chair-Elect

**Minnie Johnson Anderson**, Secretary

**Kelly Darden, Jr.**

**Peter Geiger**

**Lindsey Griffin**

**Kristin Braswell**

**Ann Wall**

General Manager/CEO **Anthony C. Cannon**

Chief Financial Officer **Jeff McCauley, CPA**

Director of Financial Services & Accounting **Joseph K. Jones, CPA**

Finance Department Staff:

**Jonathan Britt, PE**, Manager of Advanced Analytics

**Tanya Brown**, Accounting Technician II

**Kim Coggins**, Accountant/Auditor III

**Sandy Dail, CFE**, Accountant/Auditor III

**Meredith Dent**, Accountant/Auditor I

**Michael Fox**, Accountant/Auditor I

**Cleve Haddock**, Procurement Manager

**Cynthia Langley**, Accounting Manager

**Heather Manning**, Accountant/Auditor II

**Molly Ortiz**, Senior Financial Planning and Rates Analyst

**Kelly Powell**, Accounting Technician I

**Margie Taylor**, Accountant/Auditor IV

**Amanda Wall, CPA**, Senior Financial Planning and Rates Analyst

**Brandie Whitehurst**, Senior Administrative Assistant

## Table of Contents

GFOA Popular Annual Financial Report Award	1
A Message from the General Manager/CEO, Anthony C. Cannon	2
Profile of the Greenville Utilities Commission/GUC Board of Commissioners	3
Year in Review: Major Initiatives	4-5
Year in Review: Major Awards	6-7
Ten Largest Customers	8-9
GUC's Net Position	10
Financials	11-12
Understanding Your Bill	13
Areas Served/Contact Us	14

### A Note About the Popular Annual Financial Report

Popular Annual Financial Reports (PAFR) are simplified, abbreviated versions of Comprehensive Annual Financial Reports (CAFR). CAFR's are very detailed and intended for experienced financial professionals and, thus, are not easily understood by the general public. This PAFR has been prepared with the general public in mind with highlights of the fiscal year contained in GUC's CAFR for the year ended June 30, 2020.

This report does not contain all of the detailed information contained in Greenville Utilities' FY2019-20 CAFR, including certain financial statements, schedules and disclosures that are normally included in a financial statement. To obtain the most current and past GUC CAFRs, please visit our website at: [www.guc.com/about-us/financial-information](http://www.guc.com/about-us/financial-information). All information has been prepared using generally accepted accounting principles known as GAAP.

Greenville Utilities is dedicated to enhancing the quality of life for those we serve by safely providing reliable utility solutions at the lowest reasonable cost, with exceptional customer service in an environmentally responsible manner.

## GFOA Popular Annual Financial Report Award

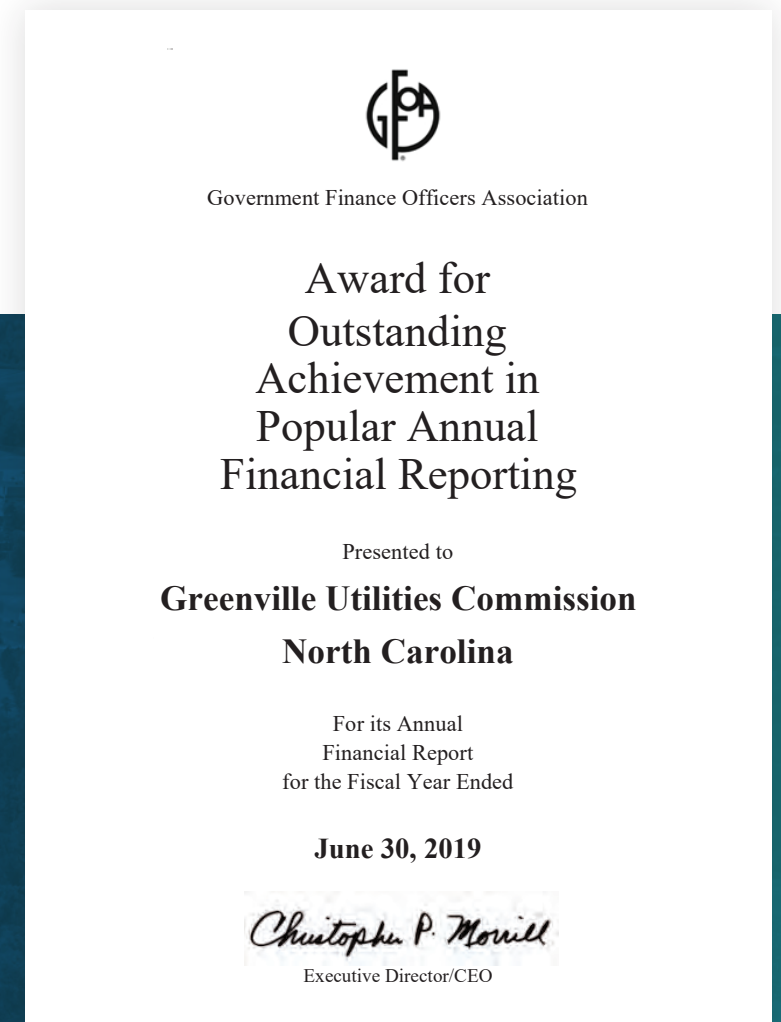
The Government Finance Officers Association of the United States and Canada (GFOA) presented the Utilities Commission with the Award for Outstanding Achievement in Popular Annual Financial Reporting for its Popular Annual Financial Report (PAFR) for FY 2019. This is the fifth consecutive year the Utilities Commission has won this award.

The GFOA established the PAFR Program in 1991 to encourage and assist state and local governments to extract information from their comprehensive annual financial report to produce high-quality popular annual financial reports specifically designed to be readily accessible and easily understandable to the general public and other interested parties without a background in public finance and then to recognize individual governments that are successful in achieving that goal.

The Utilities Commission's PAFR was evaluated by four independent judges in five categories:

- reader appeal
- understandability
- distribution methods
- creativity and notable achievements
- overall quality

Government Finance Officers Association (GFOA) advances excellence in government finance by providing best practices, professional development, resources and practical research for more than 20,500 members and the communities they serve.



## A message from the General Manager/CEO, Anthony C. Cannon

Greenville Utilities Commission (GUC) is pleased to present you with our Popular Annual Financial Report (PAFR) for the fiscal year ending June 30, 2020. The PAFR is designed to give readers a simplified, easy-to-read version of our FY 2019-20 Comprehensive Annual Financial Report (CAFR).

From community involvement, hitting a major safety milestone, adding a new finished water storage tank, to planting trees, GUC remains dedicated to enhancing the quality of life of those we serve. This report highlights the accomplishments of the FY 2019-20 year and provides a summary of GUC's use of resources to provide reliable utility solutions at the lowest reasonable cost. Despite the limitations placed on GUC due to COVID-19, our staff worked together to think of creative out-of-the-box solutions to continue to provide exceptional customer service and safely power our future.



Sincerely,

Anthony C. Cannon  
General Manager/CEO

## Profile of the Greenville Utilities Commission

In 1903, Greenville was a town of just 2,565 governed by a Board of Aldermen. With an eye towards progress, on April 7, 1903, a \$65,000 bond referendum was passed to fund the creation of the water, sewer and electric systems. Two years later, on March 20, 1905, Greenville's new Water & Light Commission was established with about 72 electric and 30 water customers. The natural gas system was added in 1925.

The Commission is owned by the citizens of Greenville and is governed by an eight-member Board of Commissioners responsible for approving rates, development plans, the annual budget and for setting policy that is carried out by our General Manager/CEO. The City Manager for the City of Greenville serves as a full-voting member of the Board. Five other additional board members are nominated by the City Council and two are nominated by the Pitt County Board of Commissioners. All members are approved by the City Council. Board members serve three-year terms, with a maximum of two terms. The Commission meetings are held the third Thursday of each month, except in June when the meeting is on the second Thursday.

The Commission operates under a charter issued by the North Carolina General Assembly (the Utilities Commission Charter). In accordance with the provisions of the Utilities Commission Charter, the Commission annually transfers to the City of Greenville an amount equal to six percent of the difference between the electric and natural gas systems' net fixed assets and total bonded indebtedness, plus an amount equal to fifty percent of the Commission's retail cost of service for the City of Greenville's public lighting. The annual transfer amount represents approximately five percent of the City's total annual budget and provides a secondary benefit to the citizens of Greenville in addition to the direct benefit of utility services.

## GUC Board of Commissioners



**From Left to Right:** Lindsey Griffin, Ann Wall (City Manager), Kristin Braswell, Parker Overton (Chair), Tommy Stoughton (Chair-Elect), Kelly Darden, Jr., Minnie Johnson Anderson (Secretary), and Peter Geiger



Water Tank Construction

## Year in Review: Major Initiatives

### New Water Tank Construction Underway

GUC's Water Treatment Plant (WTP) is getting a new addition to the tune of three million gallons. In March, construction began on the Plant's third ground storage tank. Like the other two tanks, it will be able to hold up to three million gallons of treated drinking water. The purpose of these ground storage tanks is to hold finished drinking water at the Plant until it is ready to be pumped into the distribution system, which includes our customers' homes and businesses, and two elevated storage tanks. The new tank under construction has an updated design with baffled walls. These walls act like a maze that the water runs through, giving it more "disinfection contact time" to ensure our customers receive the highest quality of drinking water. "As our service area continues to grow, we need to ensure that our water treatment and storage capacity can meet that increased demand," said WTP Superintendent Julius Patrick. "This new storage tank is the first step to staying ahead of that growth." Construction of the new storage tank should be completed in December 2020.

### GUC Reaches Major Milestone

Since GUC started keeping track of our safety goals in 2009, we have never worked three million hours without a lost workday injury, until now. In April 2020, we surpassed that mark. The last time we had a lost workday injury was in November 2016. Since then, we've worked through hurricanes, snow and ice storms, thunderstorms, and many regular hours. During all of those times we have been safely working together, serving our customers. "I'm very proud of

the efforts that everyone has put in to achieving this goal," said General Manager / CEO Tony Cannon. "More importantly, your focus on safety is changing the culture of GUC to make it a top priority to safely provide reliable utility solutions. Lighthouse observations, SafeAlign safety contacts, and safety discussions are happening every day throughout GUC, and we are seeing positive results from these efforts."

### Little Trees Serve Big Purpose at Wastewater Plant

Environmental stewardship has played a big role at Greenville Utilities for decades. Our Wastewater Treatment Plant (WWTP) has always been at the forefront of our environmental initiatives. These efforts were recently expanded through a new conservation initiative that not only serves the "environmental" part of our mission statement, but also the part about "providing reliable utility solutions at the lowest reasonable cost." One of the largest assets that GUC owns is the WWTP "farm" that encompasses 700 acres of land originally used for land application of biosolids. This part of the property has sat dormant since 2005, and the staff came up with a way to convert that land to an environmental asset. This idea, several years in the making, recently came to fruition with the planting of 63,900 hardwood trees and shrubs along 100 acres of stream drainage areas on the farm.

### Vegetative Buffer Benefits

In an effort to postpone a costly plant expansion, WWTP staff worked with Restoration Systems (an environmental restoration and mitigation banking company) on a plan to

grow "vegetative buffers" to remove nitrogen and phosphorus from groundwater flows. Certain species of trees and shrubs remove thousands of pounds of these nutrients before they get into the stream and cause harm. These pounds of nutrients also have a monetary value. The state assigns "banked credits" to the pounds of nutrients prevented from getting into watersheds. With the vegetative buffers planted along the streams on our property, we now have the potential to prevent approximately 227,000 pounds of nitrogen and 14,000 pounds of phosphorus from getting to the river. This equates to a potential credit of between \$7 and \$8 million. Since they manage the project at no cost to GUC, Restoration Systems gets 60 percent of the credit while GUC keeps the remaining 40 percent. We can use these credits to offset our own construction needs or use it to incentivize new or expanding industrial needs in our service area. "This conservation project is a win-win for GUC and wildlife" said Jason Manning, WWTP Superintendent. "We get to postpone our Plant expansion, save money on construction for other Commission projects or industrial expansion, keep our river ecosystems thriving, and attract wildlife and pollinators with some of the new trees and shrubs. It fits perfectly into GUC's mission."

### In the Community

#### Inspiring Young Minds in Local Schools and Universities

GUC employees shared GUC career opportunities with several Pitt County Schools in the Fall of 2019 and Spring of 2020. Stokes Middle, Creekside Elementary, Elmhurst Elementary, and C.M. Eppes were among the elementary schools where staff attended Career Fairs and Touch-A-Truck events. Students had a blast at

these events! Employees from the Wastewater Treatment Plant participated in the Northeast Regional Ag Expo in the fall of 2019. This event is designed to expose high school students to the many agriculture-related career possibilities in eastern North Carolina. More than 1,100 high school students attended the event this year. GUC had an interactive booth with a variety of educational displays about the wastewater treatment process and also shared career tips with the students. The GUC Public Information Office shared career advice and insights into the communications field with ECU School of Communications students during the school's annual Communications Career Panel that precedes their Career Fair. Following the panel discussion, employees spent the afternoon sharing information about GUC opportunities with Communications students during the Career Fair.

### Safety & Energy Savings Tips

The Energy Services Office represented GUC and shared energy conservation tips with third-grade students at Oakwood School. Winter energy savings tips were also shared with customers at the Pitt County Senior Center. Employees attended the Preparedness and Safety Fair hosted by the Pitt County Health Department at Lowe's Home Improvement Store. The event happened just one week after Hurricane Dorian paid us a visit. The fair allowed people in the community to talk to first responders as well as other professionals, learn emergency preparedness and safety, and view different equipment often used in emergency situations.

## Year in Review: Major Awards

Greenville Utilities Commission was recognized by these reputable organizations:



**American Gas Association** awarded the Gas Department:

- **2019 Safety Achievement Award** for excellence in employee safety

**American Public Power Association** awarded the Public Information Office:

- **(2) 2019 Excellence in Public Power Communication Awards** for showing ingenuity and creativity in storytelling through outstanding copy, design, graphics, social media engagement, and video editing

**American Public Power Association** awarded the Electric department:

- **Reliable Public Power Provider (RP3)** for the highest degree of reliable and safe electric service

**Carolinas Association of Governmental Purchasing** awarded the Finance Department:

- **Sustained Professional Purchasing Award** for demonstrating excellence in purchasing standards during the calendar year

**Electricities** awarded the Electric Department:

- **2020 Safety Award of Excellence** for excellence in employee safety

**Government Finance Officers Association** awarded the Finance Department:

- **Certificate of Achievement for Excellence in Financial Reporting** for the FY 2019 Comprehensive Annual Financial Report
- **Outstanding Achievement in Popular Annual Financial Reporting Award** for the FY 2019 Popular Annual Financial Report
- **Distinguished Budget Presentation Award** for the FY 2019-20 Budget

**North Carolina Division of Water Resources** awarded the Water Treatment Plant:

- **North Carolina Area Wide Optimization Award** for surpassing federal and state drinking water standards in 2019



Downtown Greenville, NC

### Ten Largest Customers | Current Year and Nine Years Ago

Electric Fund		Fiscal Year 2020		Fiscal Year 2011	
Customer	Product/Service	Amount Billed	Percentage of Total Revenue	Amount Billed	Percentage of Total Revenue
DSM Dyneema, LLC	High Performance Fibers	\$4,861,036	2.88%	\$4,126,972	2.11%
Patheon Manufacturing Services LLC <sup>1</sup>	Pharmaceuticals	4,471,495	2.65%	7,149,961	3.65%
Vidant Health <sup>2</sup>	Health Care	4,310,976	2.56%	5,255,268	2.68%
East Carolina University	Education	3,976,205	2.36%	4,651,127	2.38%
Attends Healthcare Products	Medical Products	3,556,900	2.11%	3,236,970	1.65%
East Carolina University	Education	2,854,679	1.69%	3,126,809	1.60%
Vidant Health <sup>2</sup>	Health Care	2,278,027	1.35%	1,493,186	0.76%
East Carolina University	Education	2,057,339	1.22%	2,297,192	1.17%
City of Greenville	Government	1,708,751	1.01%	--	--
Mayne Pharma Inc. <sup>3</sup>	Pharmaceuticals	1,553,330	0.92%	--	--
ASMO of Greenville	Motors	--	--	1,212,182	0.62%
Hyster Yale Group <sup>4</sup>	Fork Lift Trucks	--	--	1,159,043	0.59%
<b>Total</b>		<b>\$31,628,738</b>	<b>18.75%</b>	<b>\$33,708,710</b>	<b>17.21%</b>

Sewer Fund		Fiscal Year 2020		Fiscal Year 2011	
Customer	Product/Service	Amount Billed	Percentage of Total Revenue	Amount Billed	Percentage of Total Revenue
Patheon Manufacturing Services LLC <sup>1</sup>	Pharmaceuticals	\$839,769	3.58%	\$693,732	4.31%
DSM Dyneema, LLC	High Performance Fibers	774,230	3.30%	166,263	1.03%
Vidant Health <sup>2</sup>	Health Care	518,450	2.21%	381,345	2.37%
Town of Bethel	Government	362,905	1.55%	386,724	2.40%
Vidant Health <sup>2</sup>	Health Care	309,906	1.32%	121,634	0.76%
Fuji Silysia Chemical USA, LTD	Silica Gel	288,970	1.23%	104,025	0.65%
Vidant Health <sup>2</sup>	Health Care	178,113	0.76%	99,472	0.62%
Mayne Pharma Inc. <sup>3</sup>	Pharmaceuticals	122,389	0.52%	--	--
East Carolina University	Education	95,570	0.41%	125,891	0.78%
Greenville Housing Authority	Apartments	95,409	0.41%	--	--
Town of Grimesland	Apartments	--	--	63,063	0.39%
Pitt County	Government	--	--	59,674	0.37%
<b>Total</b>		<b>\$3,585,711</b>	<b>15.29%</b>	<b>\$2,201,823</b>	<b>13.68%</b>

Water Fund		Fiscal Year 2020		Fiscal Year 2011	
Customer	Product/Service	Amount Billed	Percentage of Total Revenue	Amount Billed	Percentage of Total Revenue
Patheon Manufacturing Services LLC <sup>1</sup>	Pharmaceuticals	\$880,048	3.88%	\$483,445	3.35%
Town of Farmville	Government	868,340	3.83%	--	--
Town of Winterville	Government	376,347	1.66%	88,656	0.61%
Vidant Health <sup>2</sup>	Health Care	336,224	1.48%	227,409	1.58%
Vidant Health <sup>2</sup>	Health Care	203,841	0.90%	72,600	0.50%
DSM Dyneema, LLC	High Performance Fibers	187,919	0.83%	71,413	0.50%
Fuji Silysia Chemical USA, LTD	Silica Gel	176,846	0.78%	58,887	0.41%
DSM Dyneema, LLC	High Performance Fibers	173,433	0.77%	58,713	0.40%
Vidant Health <sup>2</sup>	Health Care	114,582	0.51%	61,543	0.42%
Stokes Regional Water Corporation	Water Utility	88,631	0.39%	--	--
East Carolina University	Education	--	--	74,703	0.52%
Pitt County	Government	--	--	54,652	0.38%
<b>Total</b>		<b>\$3,406,211</b>	<b>15.03%</b>	<b>\$1,252,021</b>	<b>8.67%</b>

Gas Fund		Fiscal Year 2020		Fiscal Year 2011	
Customer	Product/Service	Amount Billed	Percentage of Total Revenue	Amount Billed	Percentage of Total Revenue
Patheon Manufacturing Services LLC <sup>1</sup>	Pharmaceuticals	\$2,980,344	9.64%	\$3,545,330	9.54%
East Carolina University	Education	2,159,198	6.98%	3,358,351	9.04%
Vidant Health <sup>2</sup>	Health Care	1,562,236	5.05%	1,906,618	5.13%
Vidant Health <sup>2</sup>	Health Care	1,028,298	3.33%	703,902	1.89%
Mayne Pharma Inc. <sup>3</sup>	Pharmaceuticals	896,537	2.90%	460,656	1.24%
East Carolina University	Education	702,576	2.27%	1,098,290	2.96%
DSM Dyneema, LLC	High Performance Fibers	672,620	2.18%	1,027,663	2.77%
DSM Dyneema, LLC	High Performance Fibers	642,510	2.08%	933,903	2.51%
Fuji Silysia Chemical USA, LTD	Silica Gel	574,149	1.86%	514,313	1.38%
ST Wooten Construction Corp.	Construction	488,184	1.58%	--	--
Greenville Paving & Contracting, Inc.	Highway & Street Paving	--	--	478,662	1.29%
<b>Total</b>		<b>\$11,706,652</b>	<b>37.87%</b>	<b>\$14,027,688</b>	<b>37.75%</b>

<sup>1</sup>Formerly DSM Pharmaceuticals, Inc.  
<sup>2</sup>Formerly Pitt County Memorial Hospital  
<sup>3</sup>Formerly Metrics, Inc  
<sup>4</sup>Formerly NACCO Materials Handling



Greenville Utilities Commission Engineering & Operations Center

## GUC's Net Position

GUC ended the 2020 fiscal year in excellent financial condition. Revenues exceeded expenses and the total changes in net position was \$14.5 million. The primary sources of revenues are rates and charges billed to customers for electric, water, wastewater and natural gas utility services. The total rates and charges for the year were more than \$248 million. That is 4% less than last year's total of more than \$259 million. Operating expenses for the year totaled more than \$235 million compared to \$237 million for the previous year.

	FY 2020	FY 2019	FY 2018	FY 2017	FY 2016	FY 2015
<b>Total Assets and Deferred Outflows of Resources</b>	\$672,166,263	\$657,809,058	\$575,845,678	\$559,550,015	\$547,473,938	\$487,983,671
<b>Total Liabilities and Deferred Inflows of Resources</b>	\$263,235,050	\$263,352,992	\$200,749,650	\$180,623,948	\$180,952,058	\$146,313,177
<b>Total Net Position</b>	<b>\$408,931,213</b>	<b>\$394,456,066</b>	<b>\$375,096,028</b>	<b>\$378,926,067</b>	<b>\$366,521,880</b>	<b>\$341,670,494</b>

## Financials

The Commission provides electric, water, wastewater, and natural gas utility service to the City of Greenville and approximately 75% of Pitt County. Each fund is managed independently and provides a rate structure that allows each fund to be financially self-supporting.

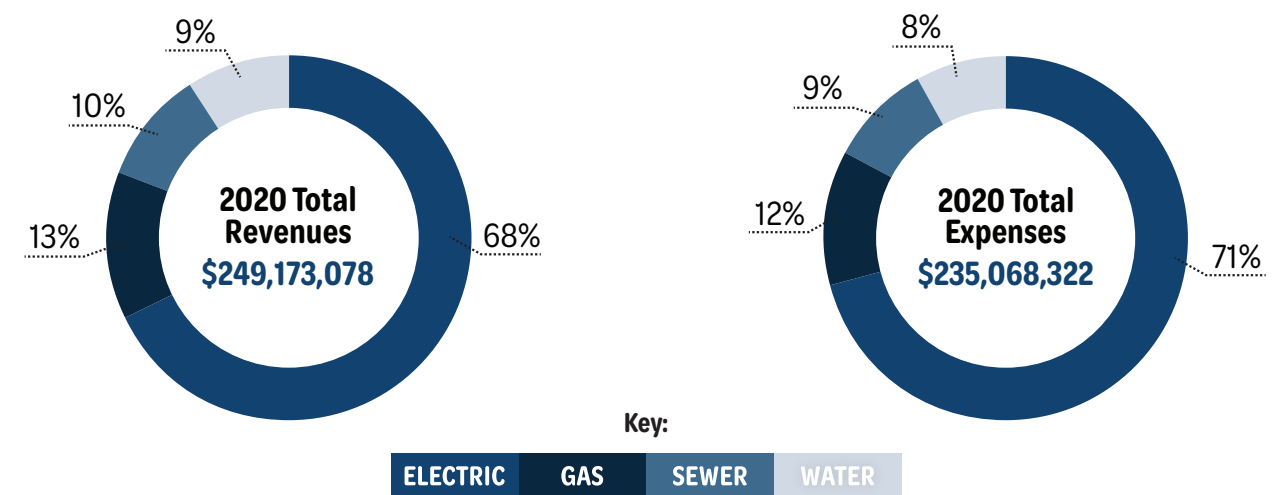
**The Electric fund**, the largest fund among Greenville Utilities four funds, generated revenues in excess of \$170 million dollars in fiscal year 2020. The fund provides electricity to more than 70,000 customer connections traveling across 3,039 miles of lines and distributed through 24 substations.

**The Water fund** provides clean drinking water to over 37,195 customers through a distribution system of more than 634 miles. The Tar River is the primary source of fresh water providing approximately 97% of the fresh water needed with additional water provided by deep wells. The utility operates one water treatment facility that can treat 24.5 million gallons per day. The Water Fund generated revenues of more than \$23 million during the year.

**The Sewer fund** generated revenues during the year greater than \$23 million dollars while providing service to more than 30,828 customers over 483 miles of collection lines and mains. The Waste Water Treatment plant has the capacity to treat more than 17.5 million gallons per day.

**The Gas fund**, the second largest fund measured by revenue size, provided service to over 23,700 customers during the year over more than 1,200 miles of lines. The fund generated more than \$31 million in revenues. The fund operates a liquefied natural gas facility to provide additional capacity for serving customers during periods of very cold weather.

Continued on page 12.





**Total Operating Revenues**

2020	\$249,173,078
2019	\$260,081,217
2018	\$255,492,219
2017	\$246,005,844
2016	\$247,208,408
2015	\$271,986,511
2014	\$270,771,936
2013	\$261,045,089

**Total Operating Expenses**

2020	\$235,068,322
2019	\$236,998,436
2018	\$232,238,803
2017	\$228,470,861
2016	\$213,746,499
2015	\$250,914,190
2014	\$257,699,930
2013	\$246,537,972

The primary component of lower revenues and expenses is due to the re-structuring of the electric power supply agreement. The Commission is a member of a group of 32 cities with electric utilities that collectively control generating assets in power plants owned by Duke Energy Progress. In 2015, a group of cities, known as NCEMPA, sold the rights to the generating assets to Duke Energy and entered into a new wholesale power agreement which resulted in lower costs for purchased electricity.

The Commission reduced its retail electric power rates by approximately 11% and the corresponding purchase power commodity costs, the largest single expense of more than \$150 million in the previous year, was reduced. As part of the new power agreement the Commission was able to lower retail electric rates, increase the margins between the cost of electricity purchased and the amount charged for that same electricity, reduce the cost of purchasing electricity for resale and establish a rate stabilization fund to provide a level of protection for rate payers from future rate increases. The rate stabilization fund will accumulate dollars from current year's earnings and use those dollars to support revenues in future years if electric rates rise higher than expected. This will allow a portion of any future rate increases to be absorbed by the Commission and not passed onto customers.

**Credit Ratings**

In May 2019, Moody's upgraded the Commission's rating from an Aa2 to an Aa1. Fitch's rating has remained the same.



**Understanding Your Bill**

PO BOX 1847  
GREENVILLE NC 27835-1847  
(252) 752-7166  
www.guc.com

Bill Date: 11/17/20 Due Date: 12/07/20

Account Number:

Previous Balance:	\$134.28
Payments Received:	\$134.28CR
<b>Balance Forward:</b>	<b>\$0.00</b>
Total Current Charges:	\$149.12
<b>Total Amount Due:</b>	<b>\$149.12</b>

Account Name: Service Address:

Service Type	Meter No.	Usage Period	Current Reading	Prior Reading	Mult.	Usage	Unit
Electric	E132875	10/19/20 - 11/16/20	51555	51159	1	396	KWH
Gas	G15886	10/19/20 - 11/16/20	2641	2636	1	5	CCF
Water	W108860	10/19/20 - 11/16/20	34	33	1	1	CCFW
	W100405	10/19/20 - 11/16/20	52	51	1	1	CCFW

**Important Messages**

**Current Charges**

Electric Charges	\$58.28
NC Electric Sales Tax	\$4.08
Gas Residential Charges	\$18.02
NC Gas Sales Tax	\$1.26
Sewer Charges 0.70 KGAL	\$15.83
Water Meter Charge	\$8.00
Water Volume Charge 0.75 kgal	\$3.58
Irrigation Meter Charge	\$8.00
Irrigation Volume Charge 0.75 kgal	\$5.37
City of Greenville Charges	\$26.70
<b>Total Current Charges</b>	<b>\$149.12</b>

Service Period	DOS	Elect. Avg per Day	Water Avg per Day	Gas Avg per Day
Current Month	28	14.14	0.07	0.18
Same Month Last Year				

PLEASE MAIL BOTTOM PORTION WITH PAYMENT. BRING ENTIRE BILL IF PAYING IN PERSON.

PO BOX 1847  
GREENVILLE NC  
27835-1847

Account Number

Bill Date 11/17/20

Due Date 12/07/20

Service Address

**Total Amount Due \$149.12**

Total Amount Paid \$

NAME

STREET ADDRESS

CITY, ST ZIP

KWH represents kilowatt hours





















Each CCF equals 100 cubic feet

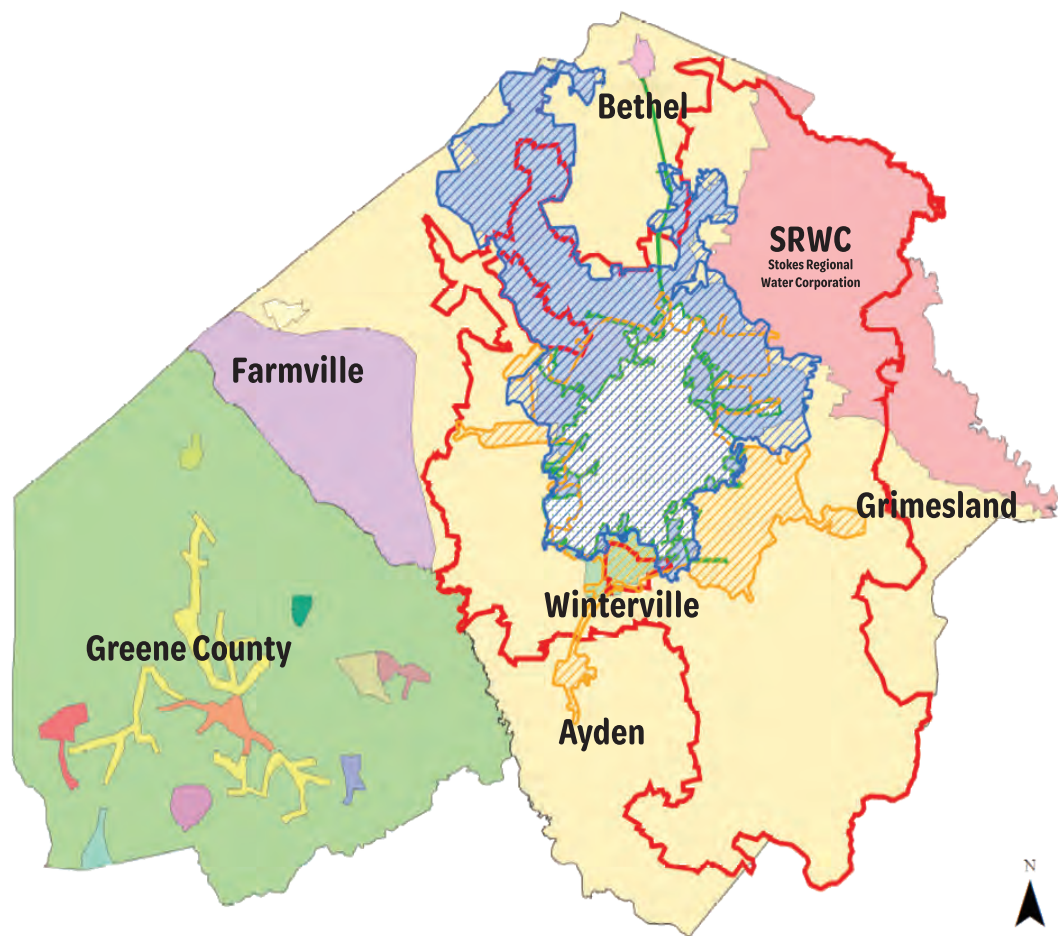
DOS represents the number of days of service in the billing period.

The total current charges includes the City of Greenville charges.

### Areas Served

#### Legend

-  GUC Water Area Served
-  GUC Gas Area Served
-  GUC Sewer Area Served
-  GUC Electric Area Served
-  Bethel
-  Farmville
-  Fountain
-  Greenville Utilities
-  Stokes
-  Winterville
-  Arba
-  Hookerton
-  Jason
-  Lizzie
-  Maury
-  Ormondville
-  Shine
-  Snow Hill
-  South Greene
-  Walstonburg
-  Pitt County
-  Greene County



Thank you for being a valued Greenville Utilities Commission customer! We look forward to continuing our service and dedication to you.

### Contact Us

**Main Office**  
 401 S. Greene St.  
 Greenville, NC 27834

Office Hours:  
 Monday - Friday  
 8:00 am - 5:00 pm

**Express Office**  
 509 SE Greenville Blvd.  
 Greenville, NC 27834

Office Hours:  
 Monday - Friday  
 8:00 am - 5:00 pm

**GUC Alert (Emergency Hotline)**  
 (855) 767-2482

To get in touch with us directly:  
 visit [GUC.com](http://GUC.com) or call **(252) 752-7166**



**Office of the General Manager/CEO**

Greenville Utilities  
Post Office Box 1847  
Greenville, North Carolina 27835  
(252) 551-1500

**Office of the Chief Financial Officer**

Greenville Utilities  
Post Office Box 1847  
Greenville, North Carolina 27835  
(252) 329-2164

